



CARGO CONTROL



A		Tow Ropes	221
Anchor Points	224	Truck Winch Straps	221
Anchor Rings	224	W	
B		Wheel Chocks	227
Bungee Cord Hooks	217	Wheel Chocks	227
Bungee Cord Reels	217	Wheel Chocks	227
C		White Recovery Straps	221
Cable Type Load Binder Locks	226	Winch Bars	223
Cam Strap Four Packs	219		
Cam Straps	219		
Cargo Control Plan-O-Gram	216		
Cargo Nets	217		
Cargo Winch	223		
Corner Protector	224		
E			
Elastic Tie Down Strap	217		
EPDM Rubber Tarp Straps	218		
F			
Foldable Handle Ratchet Load Binders	225		
Fold-Over Handle Load Binders	226		
H			
H.D. Trailer & RV Wheel Chock	227		
Hand Winch - Dual Drive	222		
Hand Winches - General Purpose	222		
Hand Winches - Worm Gear	223		
Heavy Duty Recessed Anchor Rings	224		
Heavy Duty Thermoplastic Tarp Straps	218		
Heavy Duty Tow Ropes	221		
L			
Load Binder Locks	225		
Load Binder/Cable Puller Rack	216		
Load Tighteners	225		
Locking Ratchet Racks	226		
M			
Mud Flaps	227		
R			
Ratchet Straps	219		
Ratchet Straps	220		
Ratchet Straps with Flat Hooks	220		
Ratchet Straps with S-Hooks	219		
Ratchet Straps with S-Hooks	220		
Ratchet Straps with S-Hooks	220		
Ratchet Type Load Binders	225		
Recessed Anchor Rings	224		
Recoilless Load Binders	225		
T			
Tarp Strap Replacement Hook	218		






Your Trusted Source.

Dynaline Cargo Control Merchandisers

Dynaline offers merchandisers for almost every product. Merchandisers keep your stock organized, visible and easy to shop.

Cargo Control



*Retail hanging pegs not provided



Cargo Control Plan-0-Gram

PART#	CONTENTS
01052	Cargo Control Backdrop Only , 48" x 48"
01052K	Full Cargo Control Plan-o-gram. Includes 01052 and products.

i Full product breakdown on page 33

Load Binder/Cable Puller Rack

PART#	CONTENTS
70098	Load Binder Rack Only , 24" wide x 31.8" high x 20.6" deep
70098K	Full Cable Pullers & Load Binder Rack. Includes 24" x 24" Display Board and the products.

i Full product breakdown on page 33

Sizes are approximate. Specifications subject to change without notice.



Bungee Cord Reels

Industrial quality, black polyester sheath with rubber core in a plastic reel.

PART#	DIAMETER	CORD LENGTH	LOAD RATED
11176	1/4"	216' (65.8 m)	55-66 lb
11177	5/16"	216' (65.8 m)	66-77 lb
11178	3/8"	200' (61 m)	77-88 lb



Bungee Cord Hooks

Fits 1/4", 5/16" and 3/8" Bungee Cords.

PART#	DESCRIPTION
11174	Fits 1/4", 5/16" and 3/8" Bungee Cords. Vinyl-coated wire hook. Wire diameter 4 mm. 10 per pkg.



Cargo Nets

Keeps smaller items stationary while driving. Elastic cords & plastic hooks.

PART#	SIZE	PKG. QTY.
12302	36" x 48"	1 ea.
12303	72" x 96" (Pick-Up)	1 ea.



Your Trusted Source.

Ratchet Straps

- Keep cargo safe and secure during transport
- Designed for quick and easy operation
- Spring-loaded ratchet buckles tension and releases loads
- High quality, weather-resistant webbing with secure stitching.



Elastic Rubber Tie Down Strap

Red tie down straps with two molded hooks. 10 Pieces per polybag.

PART#	HOOKS SIZE	LENGTH	WIDTH
11290	2.4" X 1.7"	22"	0.40"



Sizes are approximate. Specifications subject to change without notice.





Heavy Duty Thermoplastic Tarp Straps

These brand new Heavy Duty tarp straps are made from thermoplastic rubber and supplied with two crimped zinc plated S-hooks which means more load capacity.

PART#	LENGTH	CAPACITY	HOOKS	PKG. QTY.
11295	Heavy Duty 9"	90 lb	S Hooks	10/pkg.
11296	Heavy Duty 15"	90 lb	S Hooks	10/pkg.
11297	Heavy Duty 21"	90 lb	S Hooks	10/pkg.
11298	Heavy Duty 31"	90 lb	S Hooks	10/pkg.

Cargo Control



EPDM Rubber Tarp Straps

100% EPDM. (See chart below.) Recommended for commercial and industrial applications. Supplied with two zinc plated S-hooks assembled.

PART#	LENGTH	CAPACITY	QTY.
11191	9"	50 lb	10/pkg.
11192	15"	50 lb	10/pkg.
11193	21"	50 lb	10/pkg.
11194	31"	50 lb	10/pkg.
11299	31" adjustable	50 lb	10/pkg.

11191-11194



11299

EPDM (Ethylene Propylene, EPM)

EPM is a copolymer of ethylene and propylene. Ethylene-propylene-diene rubber (EPDM) is produced using a third monomer and is particularly useful when sealing phosphate-ester hydraulic fluids and in brake systems that use fluids having a glycol base.

Heat Resistance:

- ▶ Up to 300° F (149°C) (max. 400° F (204°C) in water and/or steam).

Cold Flexibility:

- ▶ Down to approximately -70°F (-57°C).

Chemical Resistance:

- ▶ Hot water and steam up to 300° F (149°C) with special compounds up to 400° F (204°C).
- ▶ Glycol based brake fluids up to 300° F (149°C).
- ▶ Many organic and inorganic acids.
- ▶ Cleaning agents, soda and potassium alkalis.
- ▶ Phosphate-ester based hydraulic fluids (HFD-R).
- ▶ Silicone oil and grease.
- ▶ Many polar solvents (alcohols, ketones, esters).
- ▶ Ozone, aging and weather resistant.

Not compatible with:

- ▶ Mineral oil products (oils, greases and fuels).

Property EPDM

Abraison Resistance	GE
Acid Resistance	G
Chemical Resistance	E
Cold Resistance	GE
Dynamic Properties	GE
Electrical Properties	G
Flame Resistance	P
Heat Resistance	E
Impermeability	G
Oil Resistance	P
Ozone Resistance	E
Set Resistance	GE
Tear Resistance	GE
Tensile Strength	GE
Water Resistance	E
Weather Resistance	E

E - Excellent F - Fair
G - Good P - Poor

Tarp Strap Replacement Hook

Clear zinc plated finish



PART#	DESCRIPTION	LENGTH	QTY.
66241	3/16" wire diameter S-Hook	3"	10/pkg.

Reference Chart Available



See end of catalogue

Sizes are approximate. Specifications subject to change without notice.

Cam Straps

Designed for quick and easy operation. High quality, weather-resistant webbing with secure stitching. Vinyl-coated, heat-treated steel hooks.

- Die cast cam buckle.
- One piece per clamshell package.

PART#	SIZE	W.L.L.	U.L.L.	COLOUR	WEBBING
 11182	1" x 6'	400 lb	1,200 lb	Blue	Polyester
 11185	1" x 10'	400 lb	1,200 lb	Blue	Polyester



Cam Strap Four Packs

Four Cam Straps in a clamshell package.



PART#	SIZE	W.L.L.	U.L.L.	COLOUR	WEBBING
12331	1" x 6'	250 lb	750 lb	Red	Polyester
12332	1" x 6'	250 lb	750 lb	Black	Polyester



Ratchet Straps with S-Hooks (Vinyl-Coated)







Designed for quick and easy operation. High quality, weather-resistant webbing with secure stitching and steel ratchet.

- High Carbon Steel Ratchet.
- One piece per retail package.

PART#	SIZE	W.L.L.	U.L.L.	COLOUR	WEBBING
 11183	1" x 15'	400 lb	1,200 lb	Blue	Polyester
12206	1" x 15'	166 lb	500 lb	Red	Polypropylene
 12207	1" x 15'	166 lb	500 lb	Black	Polypropylene
11184	1" x 20'	1,000 lb	3,000 lb	Yellow	Polyester



Ratchet Straps - Double "J" Hooks - Retail Package

PART#	SIZE	W.L.L.	U.L.L.	COLOUR	WEBBING
*12229	1" x 6'	400lb	1,200lb	Yellow	Polyester
 **11189	1" x 15'	600 lb	1,800 lb	Blue	Polyester
 12340	1" x 15'	1,000 lb	3,000 lb	Yellow	Polyester
11187	1" x 20'	1,000 lb	3,000 lb	Yellow	Polyester
 12341	2" x 15'	1,300 lb	4,000 lb	Yellow	Polyester
12342	2" x 25'	1,300 lb	4,000 lb	Yellow	Polyester
 12230	1-1/2" x 15'	2,200 lb	6,600 lb	Yellow	Polyester
 11186	1-1/2" x 25'	2,200 lb	6,600 lb	Yellow	Polyester
 11190	2" x 27'	3,300 lb	10,000 lb	Yellow	Polyester
12343	2" x 30'	3,300 lb	10,000 lb	Yellow	Polyester
12346	2" x 20'	3,300 lb	10,000 lb	Yellow	Polyester



* Pack of 2

** Features 2D Rings

Sizes are approximate. Specifications subject to change without notice.





Ratchet Straps with Flat Hooks - Retail Package

PART#	SIZE	W.L.L.	U.L.L.	COLOUR	WEBBING
12353	2" x 20'	3,300 lb	10,000 lb	Yellow	Polyester
12354	2" x 25'	3,300 lb	10,000 lb	Yellow	Polyester
12344	2" x 30'	3,300 lb	10,000 lb	Yellow	Polyester



Ratchet Straps with S-Hooks - Twin Packs

Two medium duty Ratchet Straps in a clamshell package. Vinyl-coated, heat-treated steel hooks.

PART#	SIZE	W.L.L.	U.L.L.	COLOUR	WEBBING
12226	1" x 6'	400 lb	1,200 lb	Black	Polyester



Ratchet Straps with S-Hooks - Four Packs

Four medium duty Ratchet Straps in a clamshell package. Vinyl-coated, heat-treated steel hooks.

PART#	SIZE	W.L.L.	U.L.L.	COLOUR	WEBBING
12320	1" x 15'	400 lb	1,200 lb	Black	Polyester
12321	1" x 15'	400 lb	1,200 lb	Red	Polyester

Ratchet Straps - Bulk

High quality polyester webbing, secure stitching, steel ratchet, heat treated steel hooks, EZ Release ratchet buckle with caps. Individually shrink wrapped.



PART#	SIZE	W.L.L.	U.L.L.	COLOUR	WEBBING & HARDWARE MARKINGS	HOOK TYPE
11183B	1" x 15'	400 lb	1,200 lb	Blue	Yes	"S", vinyl coated
11184B	1" x 20'	1,000 lb	3,000 lb	Yellow	Yes	"S", vinyl coated
12229B	1" x 6'	400 lb	1,200 lb	Yellow	Yes	Double "J"
11187B	1" x 20'	1,000 lb	3,000 lb	Yellow	Yes	Double "J"
*11189B	1" x 15'	600 lb	1,800 lb	Blue	Yes	Double "J"
11190B	2" x 27'	3,300 lb	10,000 lb	Yellow	Yes	Double "J"
12343B	2" x 30'	3,300 lb	10,000 lb	Yellow	Yes	Double "J"
12344B	2" x 30'	3,300 lb	10,000 lb	Yellow	Yes	Flat Hook
12353B	2" x 20'	3,300 lb	10,000 lb	Yellow	Yes	Flat Hook
12354B	2" x 25'	3,300 lb	10,000 lb	Yellow	Yes	Flat Hook

*11189B Features 2 "D" Rings

Sizes are approximate. Specifications subject to change without notice.

Cargo Control

White Recovery Straps

White polyester webbing. Reinforced loop ends.

PART#	SIZE	MAX. VEHICLE WEIGHT	MAX. BREAKING STRENGTH
50915	1" x 15'	3,750 lb (1,703 kg)	7,500 lb (3,504 kg)
50920	2" x 20'	9,000 lb (4,086 kg)	18,000 lb (8,172 kg)
50921	3" x 20'	13,500 lb (6,129 kg)	27,000 lb (12,258 kg)
50922	4" x 20'	17,500 lb (7,945 kg)	35,000 lb (15,890 kg)



Heavy Duty Recovery Straps - 2 Ply

Heavy duty, 2 ply, weather resistant polyester, with reinforced loop ends. Load Capacity imprinted on webbing.

PART#	SIZE	MAX. VEHICLE WEIGHT	MAX. BREAKING STRENGTH
50935	2" x 20'	18,000 lb (8,165 kg)	36,000 lb (16,329 kg)
50936	4" x 20'	27,000 lb (12,247 kg)	54,000 lb (24,493 kg)
50937	4" x 30'	27,000 lb (12,247 kg)	54,000 lb (24,493 kg)
50938	6" x 20'	40,000 lb (18,144 kg)	80,000 lb (36,287 kg)
50939	6" x 30'	40,000 lb (18,144 kg)	80,000 lb (36,287 kg)



Tow Ropes

20 Feet - White nylon with double end looped connection. Individually banded and shrink wrapped.

PART#	DIAMETER	MAX. VEHICLE WEIGHT	MAX. BREAKING STRENGTH
12200	3/4"	7,100 lb	14,200 lb
12201	1"	12,500 lb	25,000 lb
12203	1-1/4"	18,750 lb	37,500 lb



Heavy Duty Tow Ropes

30 Feet - Heavy duty tow ropes. Double ended loop connection. 8 white nylon braided strands. Individually packaged.

PART#	DIAMETER	MAX. VEHICLE WEIGHT	MAX. BREAKING STRENGTH
12208	2-3/8"	56,000 lb	112,000 lb
12209	2-3/4"	75,000 lb	150,000 lb
12210	3-1/8"	97,500 lb	195,000 lb



Truck Winch Straps

Strong, weather-resistant nylon webbing with secure stitching and a variety of steel hooks. To be used with our Lashing and Cargo Winches. Load Capacity imprinted on webbing.

PART#	SIZE	W.L.L.	MAX. LOAD	COLOUR	HOOK TYPE
12242	4" x 30'	5,400 lb	16,200 lb	Yellow	Flat Hook
12243	4" x 30'	5,400 lb	16,200 lb	Yellow	D-Ring
12247	4" x 40'	5,400 lb	16,200 lb	Yellow	D-Ring
12248	4" x 40'	5,400 lb	16,200 lb	Yellow	Flat Hook
12249	4" x 40'	5,400 lb	16,200 lb	Yellow	J-Hook



Sizes are approximate. Specifications subject to change without notice.

Legend: □ 12x24 □ 24x24 □ Plan-O-Gram □ Rack/End Cap ○○○ Other

DYNALINE

Hand-cranked manual winches multiply your strength, allowing you to pull a relatively heavy load against gravity. Larger models have a lower gear ratio to multiply your strength even more. Winches also have a ratchet to hold the load at any point so it doesn't slide back, allowing a normal person to move a load, using a crank about a foot long and simple gearing.

***Load Capacity is based on the direct line pull on the first layer of the line on the drum. Capacity decreases as the line builds up on the drum.**

WARNING: WINCHES ARE NOT FOR THE MOVEMENT OF HUMANS OR FOR HOISTING LOADS OVER AREAS OCCUPIED BY HUMANS.



11345

Hand Winch - Dual Drive

Dual drive feature distributes the load evenly on the drum. To be used with steel cable. Winch drums are drilled for use with winch straps.

- Can be mounted vertically or horizontally.
- Solid carbon steel gears.
- Baked enamel painted finish.
- Supplied with grip handle & cable keeper.

PART#	LOAD CAPACITY*	GEAR RATIO
11345	3,700 lb	12 : 1



11300

Hand Winches - General Purpose

- Solid carbon steel gears.
- Embossed frame for added strength.
- Baked black enamel painted finish.
- Supplied with grip handle and cable keeper.
- Two-way Ratchet.

PART#	DESCRIPTION	LOAD CAPACITY*	GEAR RATIO	REPAIR KIT	HANDLE
11300	1-speed	600 lb	3:01	---	---
11301	1-speed	850 lb	3:01	11331	11321
11303	1-speed	1,200 lb	4:01	11333	11323
11304	1-speed	1,400 lb	4:01	11334	11324
11305	2-speed	2,000 lb	4:1 / 10:1	11335	11325
11306	2-speed & hand brake	2,500 lb	5:1 / 12:1	11336	11326



11308

Hand Winches - Auto Brake

Keeps loads automatically locked in position when handle is released. (Note: Minimum load required to activate brake mechanism).

- Baked black enamel painted finish.
- Supplied with grip handle & cable keeper.

PART#	LOAD CAPACITY*	GEAR RATIO	REPAIR KIT	HANDLE
11308	1,400 lb	4:01	11338	11328
11309	2,000 lb	12:1	---	---
11310	2,500 lb	12:1	---	---

Sizes are approximate. Specifications subject to change without notice.

Hand Winches - Worm Gear

Self-braking mechanism prevents loads from accidentally running free. The load remains fixed in position when handle is released.

- Baked enamel painted finish.
- Colour box packaging.
- Supplied with cable keeper.



PART#	LOAD CAPACITY*	GEAR RATIO	DRUM TYPE
11312	2,000 lb	41:1	Single
11314	2,000 lb	41:1	Double

NEW

Approximate cable and webbing lengths based on popular cable diameters.

PART#	DESCRIPTION	1/8"	3/16"	1/4"	5/16"	3/8"	LENGTH OF THE WEBBING
11300	Hand Winch, 600 lb	—	10M/32'	—	—	—	up to 5M
11301	Hand Winch, 800 lb	20M/65'	10M/32'	15M/49'	—	—	up to 5M
11303	Hand Winch, 1200 lb	25M/82'	20M/65'	20M/65'	—	—	up to 5M
11304	Hand Winch, 1400 lb	25M/82'	20M/65'	20M/65'	—	—	up to 5M
11305	Hand Winch, 2000 lb	—	20M/65'	20M/65'	15M/49'	10M/32'	up to 6M
11306	Hand Winch, 2500 lb	—	45M/150'	30M/98'	20M/65'	15M/49'	up to 6M
11308	Auto Brake Winch, 1400 lb	25M/82'	20M/65'	20M/65'	—	—	up to 6M
11309	Auto Brake Winch, 2000 lb	—	45M/150'	30M/98'	20M/65'	15M/49'	up to 6M
11310	Auto Brake Winch, 2500 lb	—	45M/150'	30M/98'	20M/65'	15M/49'	up to 6M
11312	Worm Gear Winch, 2000 lb	—	—	25M/65'	—	—	up to 6M
11345	Hand Winch Dual Drive, 3200 lb	—	45M/150'	30M/98'	20M/65'	15M/49'	up to 6M

Winch Bar - Type A

PART#	DESCRIPTION
12245	Features knurled non-slip handle & carbon steel tip. 35" length.

Winch Bar - Type C

PART#	DESCRIPTION
12246	Features knurled handle for safe grip. Hardened, ribbed nose to add strength and prevent slippage. 37" length.



Cargo Winch - 3 Bar Type

Fits 4" winch straps.

PART#	DESCRIPTION	TYPE	W.L.L.
12284	Standard	Slide On	5,500 lb
12285	Low Profile	Weld-On	6,000 lb



Cargo Control





Corner Protector

White plastic corner protector. Individually labeled and wrapped in sealed plastic bag. Accommodates up to 4" straps.

PART#	SIZE	COLOUR
12235	4"	White



Anchor Points

Fits most full-size and compact light trucks with or without a bed liner. Chrome plated finish.

PART#	DESCRIPTION	CAPACITY
11166	Fits most full-size and compact light trucks with or without a bed liner.	500lbs



Anchor Rings

Zinc plated finish.

PART#	LENGTH	WIDTH	CAPACITY	PKG. QTY.
12250	1-3/8"	1"	900 lb	2
12253	2-9/16"	2-3/8"	12,000 lb	1



Recessed Anchor Rings

Surface mount. Zinc plated finish.

PART#	WIDTH	CAPACITY
12251	3-1/2"	1,200 lb



Heavy Duty Recessed Anchor Rings

Surface mount. Zinc plated finish.

PART#	WIDTH	CAPACITY
12252	4-7/16"	5,000 lb

Sizes are approximate. Specifications subject to change without notice.

Foldable Handle Ratchet Load Binders

Powder coated finish.

PART#	CHAIN	W.L.L.	U.L.L.
66190	5/16" – 3/8"	7,100 lb	21,300 lb
66191	3/8" – 1/2"	12,000 lb	36,000 lb
66192	1/2" – 5/8"	18,100	54,300 lb



Recoilless Load Binders

Forged steel. Painted finish.

PART#	CHAIN	W.L.L.	U.L.L.
66193	5/16" – 3/8"	5,400	19,000 lb
66194	3/8" – 1/2"	9,200 lb	33,000 lb



Lever Type Load Binders

Forged steel. Painted finish.

PART#	CHAIN	TAKE UP	W.L.L.	U.L.L.
66203	1/4" – 5/16"	3.62	2,600 lb	7,800 lb
66204	5/16" – 3/8"	4.25	5,400 lb	19,000 lb
66202	3/8" – 1/2"	4.25	9,200 lb	33,000 lb



Ratchet Type Load Binders

Forged steel. Painted finish.

PART#	CHAIN	TAKE UP	W.L.L.	U.L.L.
66196	1/4" – 5/16"	5"	2,600 lb	7,800 lb
66197	5/16" – 3/8"	8"	5,400 lb	19,000 lb
66198	3/8" – 1/2"	8"	9,200 lb	33,000 lb
66199	1/2" – 5/8"	9"	13,000 lb	46,000 lb



Load Tighteners

Painted finish.

PART#	CHAIN	TAKE UP	HANDLE	W.L.L.	U.L.L.
66200	3/16" – 1/4"	3-3/8"	Dixie Style	375 lb	1,500 lb
66201	3/16" – 1/4"	3-3/8"	Dominion Style	250 lb	1,000 lb



Load Binder Locks

PART#	DESCRIPTION
66205	Eliminates load binder release. Two width adjustments. Orange comes with tabquick pin
66205-24	Display box + 24 pieces
66535	Replacement Pin, 5/16" x 2"



Cargo Control

Sizes are approximate. Specifications subject to change without notice.





Cable Type Load Binder Locks

Small diameter galvanized cable with aluminum stops and bracket. Lockable with padlock.

PART#	CABLE DIAMETER	LENGTH	PACKAGE QUANTITY
61205	1/8"	10"	400 pieces/carton
62205	3/16"	11"	300 pieces/carton



Fold-Over Handle Load Binders

Forged folding handle and enclosed ratchet gear casement. Easy operation of finger pull selector allows for ratchet extension, take up and free spin rapid-ratcheting. Locking feature for long shank locks. WLL and chain grades stamped into handle and hooks.

PART#	CHAIN SIZE G7-G8-G10	TAKE UP	W.L.L.	U.L.L.	WEIGHT
DFX-38	3/8" - 5/16"	8"	8,800 lb	17,600 lb	12.9 lb
DFX-12	1/2" - 3/8"	8"	12,000 lb	24,000 lb	14.6 lb

Locking Ratchet Racks


The best solution for ratchet binder storage.

- Available in two sizes: 24" and 48"
- Fast and easy to install
- Includes all hardware for installation
- Fits most ratchet binder sizes
- Laser cut frame for perfect fit
- Two piece construction
- Easy to lockup!
- Made of heavy gauge steel or aluminum
- Can be mounted on trailer bulkheads, trucks, headache boxes, and even in shops and garages.



*padlock not included

PART#	MAX RATCHETS HELD	MATERIAL	OVERALL DIMENSIONS	WEIGHT
RRA-L11	11	Aluminum	47.5" x 5.5"	10 lb
RRS-L11	11	Steel	47.5" x 5.5"	19 lb
RRA-L7	7	Aluminum	23.5" x 5.5"	4 lb
RRS-L7	7	Steel	23.5" x 5.5"	10 lb



Cargo Control



Wheel Chocks

Rubber wheel chock for trailers, cars or other small vehicles. Non-slip surface provides superior traction.



PART#	SIZE
11984	7-1/2" x 6" x 3-3/4"
11985	10-5/8" x 7" x 4-1/2"



Wheel Chocks

Made from rubber compound with reinforced nylon fiber. Ideal for trailers and heavy loaded vehicles. Eyebolt for easy handling. To be used for vehicles under 20T.



PART#	SIZE
11986	8" x 6" x 10"



H.D. Trailer & RV Wheel Chock

Made of heavy duty steel construction with corrosion resistant zinc plating. 4 sets per master carton with dynaline shipping markings.

PART#	SIZE
11989	15" x 9.5" x 10"



Wheel Chocks

Yellow plastic wheel chock. Comes packaged in colour box. 2 wheel chocks per box.



PART#	SIZE
11988	8" x 5" x 4-1/4"



Mud Flaps

Sold separately. Each made of heavy rubber.

PART#	SIZE	THICKNESS	MOUNTING HEAD
11981	24" x 24"	1/4"	5/16"
11982	24" x 30"	1/4"	5/16"
11991	24" x 24"	3/8"	7/16"
11992	24" x 30"	7/16"	7/16"
11993	24" x 36"	7/16"	7/16"



Sizes are approximate. Specifications subject to change without notice.

