

Chain & Rigging

Table of Contents

1.877.453.3964

1.877.453.5050

www.dynaline.com

orders@dynaline.com



Chain & Rigging

A		Merchandise - Chain Hoists	252
Averall Cable	245	Merchandise - Shackles & Clevises	252
Alloy Clevis Chain Hoists	257	Merchandise - Stainless Steel Hardware	251
Alloy Chain Hoists	257	Merchandise - Wire Rope Accessories	252
Alloy Chain Shackle Hoists	256	Weld Units	241
B		P	
Beam Clamps	243	Passing End Chain	254
Beck Swager	246	Proof Coil Chains	254
Ball Type Anchor Shackles	241	Q	
C		Quick Units	242
Cable Covers	247	R	
Cable Pulleys	243	Ratchet Units	242
Cable Slaves	246	S	
Cable Swags	246	Safety Chain Hoists	253
Cable Thimbles	243	Safety Shack Hoist	253
Carbon Clevis Shackle Hoists	256	Sash Chain	253
Chain Hoists	249	Screw Pin Anchor Shackles	240
Chain Lact	252	Screw Pin Chain Shackles	240
Clevis Chain Hoists	257, 258	Safety Chains	253
Clevis Shackle Hoists	256	Self-Locking Chain Hoists	259
Coil Chain	254	Single End Chain	253
Coil Shaws	241	Single Pulley Block With Eye	247
Commercial Grade Anchor Shackles	240	Stainless Steel Shackles	240
Connecting Units	259, 242	Stainless Steel Wire Rope Clips	244
D		Standard Double Pulley Block	247
Double End Chain	253	Standard Single Pulley Block	247
E		Standard Wire Rope Thimbles	243
Eye Chain Hoists	257	Swivel Eye Hoist Hoists	259
Eye Hoist Hoists	258, 259	Swivel Eye Hoist	258
Eye Shackle Hoists	256	T	
F		Top Chain Hardware	247
Forged Chain Swivel	241	Top Chain Flats	247
Forged Steel Wire Rope Clips	244	Turnbuckle Chains	253
Forged-D-Ring	242	Trolleys	248
Furniture Chain	253	Truss End Machine Chain	254
H		W	
Hand Swager	246	Wire Rope	245
Heavy Duty Shack Hoists	243		
Heavy Wire Rope Thimbles	243		
L			
Lever Hoist	249		
Lift Units	242		
M			
Malleable Iron Wire Rope Clips	244		
Master Units	259		
Merchandise - Chain & Steel Cable Lact	252		
Merchandise - Chain Components	251		






Your Trusted Source.

Dynaline Chain Accessories Merchandisers

Dynaline offers merchandisers for almost every product. Merchandisers keep your stock organized, visible and easy to shop.



00024 Compatible

00024 Compatible

00024 Compatible

Wire Rope Accessories Merchandisers

PART#	CONTENTS
00566	Wire Rope Accessories Display Board Only, 12" x 24"
00566K	Full Wire Rope Accessories Merchandiser. Includes 00566 display board and 30 pegs (80004) and the products listed.

Full product breakdown on page 34

Stainless Steel Hardware Merchandiser

PART#	CONTENTS
00619	Stainless Steel Hardware Display Board Only, 12" x 24"
00619K	Full Stainless Steel Merchandiser. Includes 00619 display board, 40 pegs (80004) and product listed.

Full product breakdown on page 35

Chain Connectors Merchandiser

PART#	CONTENTS
00614	Chain Connectors Display Board Only, 12" x 24"
00614K	Full Chain Connectors Merchandiser. Includes 00614 display board, 35 pegs (80004) and product listed.

Full product breakdown on page 36

Chain & Rigging

Sizes are approximate. Specifications subject to change without notice. **Not Recommended for overhead lifting.**

Legend: 12x24 24x24 Plan-0-Gram Rack/End Cap Other





Chain & Rigging



Chain Hooks Merchandiser



PART#	CONTENTS
-------	----------

00408 Chain Hooks Display Board Only, 24" x 24"

00408K Full Chain Hooks Merchandiser. Includes 00408 display board, 30 pegs (80004) and products.

i Full product breakdown on page 37



Shackles & Clevises Merchandiser

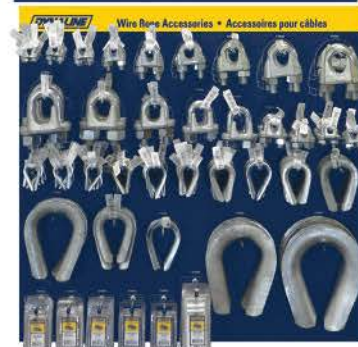


PART#	CONTENTS
-------	----------

00386 Shackles & Clevises Display Board Only 24" x 24"

00386K Full Shackles & Clevises Merchandiser. Includes 00386 display board, 25 pegs (80004) and products.

i Full product breakdown on page 37



Wire Rope Accessories Merchandiser



PART#	CONTENTS
-------	----------

00567 Wire Rope Display Board Only, 24" x 24"

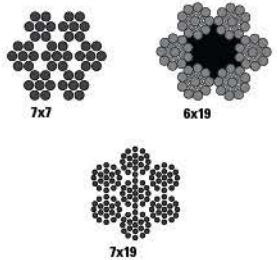
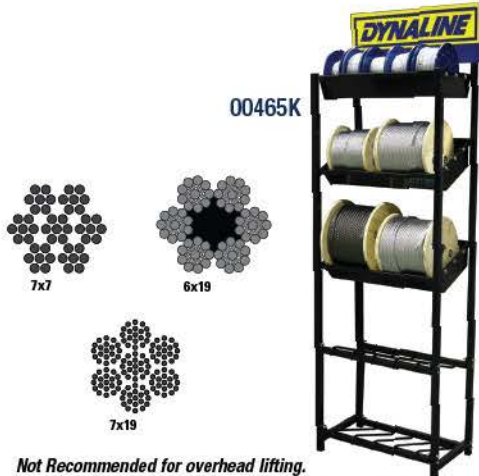
00567K Full Wire Rope Accessories Merchandiser. Includes 00567 display board and 41 pegs (80004) and products.

i Full product breakdown on page 38

Chain Rack

PART#	CONTENTS
70099	4' Chain Rack Only, 47" wide x 73" high x 13" deep
70099K	Full 4' Chain Rack Merchandiser. Includes 12" x 48" Chain Rack Header and products.
70010	2' Chain Rack Only, 23" wide x 73" high x 13" deep
70010K	Full 2' Chain Rack Merchandiser. Includes 9" x 23" Dynaline Distributor sign (00003) and products.

i Full product breakdown on page 39



00465K

Chain Rack - 2'

Chain Rack - 4'

Chain & Steel Cable Rack Merchandiser

PART#	CONTENTS
70010	Steel Cable Rack Only (23" x 13" x 73") Free standing floor rack for Wire Rope Spools
00465K	Full Steel Cable Rack Merchandiser. Includes 70010 Steel Cable Display Rack (Dimensions: 23" x 13" x 73") with 9" x 23" header and products.

i Full product breakdown on page 40


Not Recommended for overhead lifting.
 Sizes are approximate. Specifications subject to change without notice.

Transport Chain (Grade 70)

Alloy steel, Class 7. A high strength, hardened and tempered chain made from alloy steel. For farm and truck load binding applications, towing, construction, and logging. Bright yellow dichromate finish. 4:1 design factor.

- Made to NACM specifications.
- Not to be used in overhead lifting applications.

PART#	CHAIN SIZE	INSIDE LENGTH	INSIDE WIDTH	W.L.L.	WT./100'	PAIL	DRUM
70020	1/4"	1.24"	0.38"	3,150 lb	74 lb	--	800'
70021	5/16"	1.29"	0.44"	4,700 lb	100 lb	--	550'
70022	3/8"	1.38"	0.55"	6,600 lb	145 lb	--	400'
70023	1/2"	1.79"	0.72"	11,300 lb	264 lb	--	200'
70024	1/4"	1.24"	0.38"	3,150 lb	74 lb	130'	--
70025	5/16"	1.29"	0.44"	4,700 lb	100 lb	90'	--
70026	3/8"	1.38"	0.55"	6,600 lb	145 lb	64'	--
70034	1/4"	1.24"	0.38"	3,150 lb	74 lb	65'	--
70035	5/16"	1.29"	0.44"	4,700 lb	100 lb	50'	--
70036	3/8"	1.38"	0.55"	6,600 lb	145 lb	45'	--



Grade 70 Transport Chain Assemblies

Assembled with two plated alloy clevis grab hooks. Comes with aluminum capacity tag. Packaged in durable carry-on bag or plastic pail.

PART#	CHAIN SIZE	LENGTH	W.L.L.	U.L.L.
66051	5/16"	16'	4,700lb	18,800lb
66052	5/16"	20'	4,700lb	18,800lb
66053	3/8"	16'	6,600lb	26,400lb
66054	3/8"	20'	6,600lb	26,400lb
66056	1/2"x20'	20'	11,300lb	45,200lb



Security Chains

Made of hardened steel (20CrMnTi) for increased security. Featuring a polypropylene sleeve to protect surfaces and a metal hoop on one end to maximise usable length. Packaged in a reusable plastic bag.

PART#	CHAIN SIZE	BREAKING STRENGTH	HARDNESS
66084	1/4" x 3'	5,179 Lbs	750±100HV
66085	1/4" x 5'	5,179 Lbs	750±100HV
66086	3/8" x 3'	11,006 Lbs	750±100HV
66087	3/8" x 5'	11,006 Lbs	750±100HV



Sizes are approximate. Specifications subject to change without notice. **Not Recommended for overhead lifting.**



Grade 30 Proof Coil Chain

Low carbon steel, Class 3. A durable and economical utility chain manufactured from carbon steel. For pulling stumps, lashing cargo, logging, towing, mooring, pipeline installations, and truck tailgates.

- Zinc plated finish.
- Made to NACM specifications.
- Not to be used in overhead lifting applications.

PART#	CHAIN SIZE	INSIDE LENGTH	INSIDE WIDTH	W.L.L.	WT./100'	PAIL
70003	3/16"	0.98"	0.3"	800 lb	29 lb	250'
70004	1/4"	1.24"	0.38"	1,300 lb	52 lb	141'
70005	5/16"	1.29"	0.44"	1,900 lb	86 lb	92'
70006	3/8"	1.38"	0.55"	2,650 lb	124 lb	63'
70007	3/16"	0.98"	0.3"	800 lb	29 lb	100'
70008	1/4"	1.24"	0.38"	1,300 lb	52 lb	65'
70013	3/16"	0.98"	0.3"	800 lb	29 lb	150'
70014	1/4"	1.24"	0.38"	1,300 lb	52 lb	100'
70015	5/16"	1.29"	0.44"	1,900 lb	86 lb	75'
70016	3/8"	1.38"	0.55"	2,650 lb	124 lb	45'



Coil Chain (Straight Link)

Low carbon steel, zinc plated. Used in guard chain applications, animal stakes, and farm implements.

PART#	TRADE SIZE	DIAMETER	INSIDE LENGTH	INSIDE WIDTH	W.L.L.	REEL LENGTH	WEIGHT/100'
70040	#4	0.12"	1.11"	0.21"	205 lb	100'	10 lb

Passing Link Chain

Low carbon steel, zinc plated. General utility chain that resists kinks or knots.

PART#	TRADE SIZE	DIAMETER	INSIDE LENGTH	INSIDE WIDTH	W.L.L.	REEL LENGTH	WEIGHT/100'
70045	#2/0	0.19"	0.88"	0.47"	450 lb	120'	32 lb

Twist Link Machine Chain

Zinc plated. General utility chain that lays flat against a surface. Ideal for tie-down applications.

PART#	TRADE SIZE	DIAMETER	INSIDE LENGTH	INSIDE WIDTH	W.L.L.	REEL LENGTH	WEIGHT/100'
70050	#2/0	0.19"	0.73"	0.28"	520 lb	75'	34 lb
70051	#4	0.12"	0.52"	0.17"	200 lb	100'	13 lb

Sizes are approximate. Specifications subject to change without notice. **Not Recommended for overhead lifting.**



Double Loop Chain (Tenso Or Lion)

Zinc plated. For animal restraints, swings, door crash stops.

PART#	TRADE SIZE	DIAMETER	INSIDE LENGTH	INSIDE WIDTH	W.L.L.	REEL LENGTH	WEIGHT/100'
70060	#2/0	0.135"	1.82"	0.34"	255 lb	150'	17 lb
70063	#3	0.08"	1.10"	0.187"	90 lb	200'	6 lb



Double Loop Chain

Vinyl covered, blue or green.

PART#	TRADE SIZE	DIAMETER	INSIDE LENGTH	INSIDE WIDTH	W.L.L.	BOX LENGTH	WEIGHT/100'
70062	#2	0.091"	1.33"	0.167"	115 lb	125'	11 lb



Sash Chain

Zinc plated. Specifically designed to operate smoothly over pulleys. Ideal for hanging sash.

PART#	TRADE SIZE	DIAMETER	INSIDE LENGTH	INSIDE WIDTH	W.L.L.	REEL LENGTH	WEIGHT/100'
70075	#35	0.035"	0.57"	--	106 lb	100'	5.7 lb



Furnace Chain

Zinc plated. Light Duty, retainer chain.

PART#	TRADE SIZE	DIAMETER	INSIDE LENGTH	INSIDE WIDTH	W.L.L.	REEL LENGTH	WEIGHT/100'
70080	#1/0	0.022"	0.50"	0.199"	35 lb	250'	2.3 lb



Single Jack Chain

Zinc plated. For animal restraints, swings, door crash stops.


PART#	TRADE SIZE	DIAMETER	INSIDE LENGTH	W.L.L.	REEL LENGTH	WEIGHT/100'
70085	#10T	0.135"	0.093"	43 lb	150'	14 lb
70086	#12	0.105"	0.75"	29 lb	100'	8.5 lb
70087	#14	0.080"	0.63"	16 lb	200'	4.8 lb



68013

Sizes are approximate. Specifications subject to change without notice. **Not Recommended for overhead lifting.**





Clevis Slip Hooks

Forged carbon steel. Clear zinc plated finish.
For use with Grade 30 & Grade 40 chains.




PART#	CHAIN DIAMETER	PIN	A	B	C	W.L.L.	U.L.L.
66115	1/4"	3/8"	7/16"	15/16"	4"	1,950 lb	7,800 lb
66116	5/16"	7/16"	1/2"	1-1/16"	4-1/2"	2,875 lb	11,500 lb
66117	3/8"	1/2"	9/16"	1-5/16"	5-3/8"	4,000 lb	16,000 lb
66118	7/16"	9/16"	5/8"	1-9/16"	6"	5,000 lb	20,000 lb
66119	1/2"	5/8"	3/4"	1-11/16"	6-3/4"	6,500 lb	26,000 lb




Eye Slip Hooks

Forged carbon steel. Clear zinc plated finish.
For use with Grade 30 & Grade 40 chains.



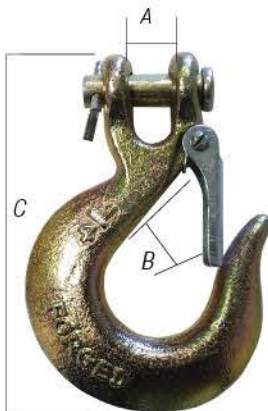
PART#	CHAIN DIAMETER	A	B	C	W.L.L.	U.L.L.
66129	1/4"	1/2"	15/16"	3-5/8"	1,950 lb	7,800 lb
66130	5/16"	5/8"	1-1/16"	4-3/16"	2,875 lb	11,500 lb
66131	3/8"	11/16"	1-5/16"	4-7/8"	4,000 lb	16,000 lb



Carbon Clevis Slip Hooks With Latch

Forged carbon steel. Clear zinc plated finish.
For use with Grade 30 & Grade 40 chains.

PART#	CHAIN DIAMETER	PIN	A	B	C	W.L.L.	U.L.L.
66070	1/4"	3/8"	7/16"	15/16"	4"	1,950 lb	7,800 lb
66071	5/16"	3/8"	1/2"	1-1/16"	4-1/2"	2,875 lb	11,000 lb
66072	3/8"	7/16"	5/8"	1-5/8"	5-1/4"	4,000 lb	16,000 lb



Alloy Clevis Slip Hooks With Latch

Forged alloy steel. For use with Grade 70 chain.
Yellow zinc dichromate plated finish.



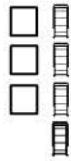
PART#	CHAIN DIAMETER	PIN	A	B	C	W.L.L.	U.L.L.
66073	1/4"	3/8"	7/16"	15/16"	4"	2,750 lb	11,000 lb
66074	5/16"	7/16"	1/2"	1-1/16"	4-1/2"	4,300 lb	17,200 lb
66075	3/8"	7/16"	5/8"	1-5/8"	5-3/16"	5,250 lb	21,000 lb
66076	1/2"	5/8"	3/4"	1-3/4"	6-6/8"	9,000 lb	36,000 lb

Sizes are approximate. Specifications subject to change without notice. **Not Recommended for overhead lifting.**




Clevis Grab Hooks

Forged carbon steel. Clear zinc plated finish.
For use with Grade 30 & Grade 40 chain.

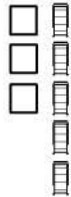


PART#	CHAIN DIAMETER	PIN	A	B	C	W.L.L.	U.L.L.
66110	1/4"	3/8"	0.36"	13/32"	3-3/8"	2,600 lb	10,400 lb
66111	5/16"	7/16"	0.40"	7/16"	3-15/16"	3,900 lb	15,600 lb
66112	3/8"	1/2"	0.48"	1/2"	4-1/2"	5,400 lb	21,600 lb
66113	7/16"	9/16"	0.66"	9/16"	5"	7,200 lb	28,800 lb
66114	1/2"	5/8"	0.75"	5/8"	5-3/4"	9,200 lb	36,800 lb

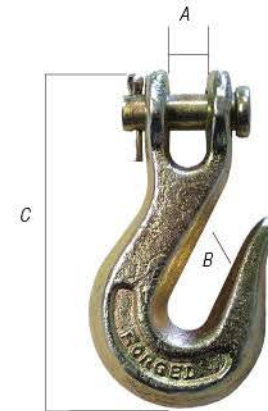


Alloy Clevis Grab Hooks

Forged alloy steel. For use with Grade 70 chain.
Yellow zinc dichromate plated finish.



PART#	CHAIN DIAMETER	PIN	A	B	C	W.L.L.	U.L.L.
66120	1/4"	3/8"	5/16"	13/32"	3-3/8"	3,600 lb	14,400 lb
66121	5/16"	7/16"	3/8"	7/16"	3-15/16"	5,400 lb	21,600 lb
66122	3/8"	15/32"	7/16"	1/2"	4-1/2"	7,500 lb	30,000 lb
66126	7/16"	9/16"	21/32"	9/16"	5"	10,000 lb	40,000 lb
66127	1/2"	5/8"	3/4"	21/32"	5-7/8"	12,750 lb	51,000 lb




Eye Grab Hooks

Forged carbon steel. Clear zinc plated finish.
For use with Grade 30 chains.



PART#	CHAIN DIAMETER	A	B	C	W.L.L.	U.L.L.
66123	1/4"	1/2"	11/32"	3-1/16"	2,600 lb	10,400 lb
66124	5/16"	9/16"	7/16"	3-9/16"	3,900 lb	15,600 lb
66125	3/8"	13/16"	1/2"	4-1/4"	5,400 lb	21,600 lb

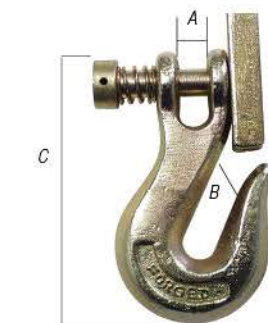


Alloy Clevis Hooks With Latch

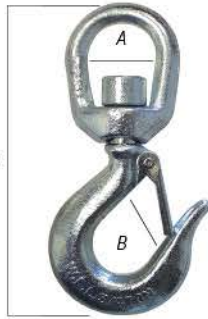
Forged alloy steel. For use with Grade 70 chain.
Yellow zinc dichromate plated finish.



PART#	CHAIN DIAMETER	A	B	C	W.L.L.	U.L.L.
66080	1/4"	3/8"	3/8"	1-15/16"	3,600 lb	14,400 lb
66081	5/16"	3/8"	7/16"	2-1/4"	5,400 lb	21,000 lb
66082	3/8"	1/2"	1/2"	2-5/8"	7,500 lb	30,000 lb
66083	1/2"	13/16"	11/16"	3-3/16"	12,750 lb	51,000 lb



Sizes are approximate. Specifications subject to change without notice. **Not Recommended for overhead lifting.**



Swivel Eye Hook

Forged carbon steel. Clear zinc plated finish. Not recommended for overhead lifting.

PART#	A	B	C	W.L.L.	U.L.L.
66134	1-1/4"	7/8"	5-9/16"	1,500 lb	7,500 lb



Safety Slip Hooks

Forged carbon steel. Clear zinc plated finish. Not recommended for overhead lifting.

PART#	CHAIN DIAMETER	A	B	C	W.L.L.	U.L.L.
66133	1/4"	1/2"	3/4"	3-5/8"	1,950 lb	7,800 lb
66135	5/16"	5/8"	13/16"	4-3/16"	2,875 lb	11,500 lb



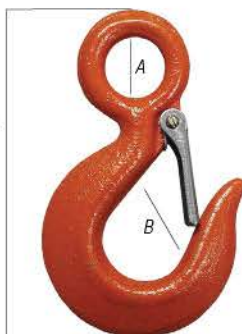
Safety Winch Hook

Forged carbon steel. Clear zinc plated finish. Not recommended for overhead lifting.

PART#	CHAIN DIAMETER	A	B	C	W.L.L.	U.L.L.	
<input type="checkbox"/> <input type="checkbox"/>	66136	1/4"	3/4"	3/4"	3-5/8"	1,500 lb	6,000 lb

Eye Hoist Hooks - Carbon Steel (Orange)

Complete with latches. Enamel painted finish. 5:1 safety factor.



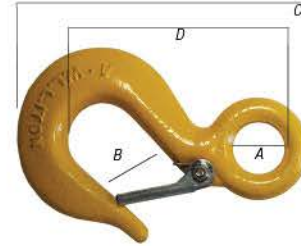
PART#	A	B	C	W.L.L. (TONS)	U.L.L. (TONS)	LATCH KIT	
<input type="checkbox"/> <input type="checkbox"/>	66145	3/4"	13/16"	4-5/16"	3/4	3-3/4	66151
<input type="checkbox"/> <input type="checkbox"/>	66146	7/8"	1-1/32"	4-7/8"	1	5	66152
<input type="checkbox"/> <input type="checkbox"/>	66147	1-1/8"	1-1/16"	5-5/8"	1-1/2	7-1/2	66153
<input type="checkbox"/> <input type="checkbox"/>	66148	1-1/4"	1-7/32"	6-1/2"	2	10	66154
<input type="checkbox"/> <input type="checkbox"/>	66149	1-1/2"	1-1/2"	8"	3	15	66155
<input type="checkbox"/> <input type="checkbox"/>	66150	2"	1-7/8"	10-1/4"	5	25	66156

Sizes are approximate. Specifications subject to change without notice. **Not Recommended for overhead lifting.**

Eye Hoist Hooks - Alloy Steel (Yellow)

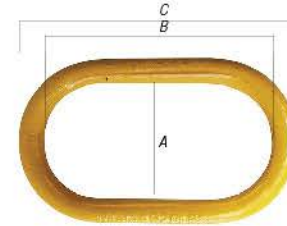
Complete with latches. Enamel painted finish. 5:1 safety factor.

PART#	A	B	C	D	W.L.L. (TONS)	LATCH KIT
67145	5/8"	15/16"	3-7/8"	2-3/4"	3/4	66151
67146	3/4"	1-1/32"	4-3/8"	3-3/16"	1	66152
67147	15/16"	1-1/8"	4-7/8"	3-11/16"	1-1/2	66153
67148	1-1/8"	1-7/32"	5-1/2"	4"	2	66154
67149	1-1/4"	1-3/8"	6-1/2"	4-11/16"	3	66155



Master Links (Grade 80)

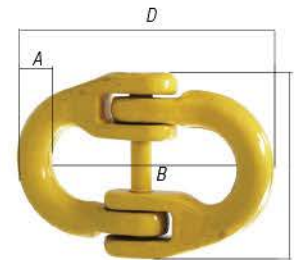
PART#	CHAIN DIAMETER	A	B	C	W.L.L.
67005	1/2"	2-1/2"	5"	6"	3.4T
67006	5/8"	3"	6"	7-1/4"	4T
67007	3/4"	2-3/4"	7"	9"	5.6T
67008	1"	3-1/2"	7"	9"	11.8T



Connecting Links (Grade 80)

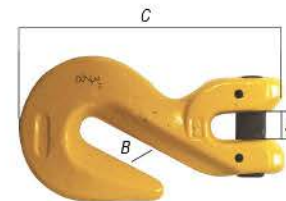


PART#	CHAIN DIAMETER	A	B	C	D	W.L.L.
67020	1/4"	3/8"	1-7/8"	1-3/4"	2-1/2"	1.5 T
67021	5/16"	25/64"	2-1/8"	2"	3"	2 T
67022	3/8"	17/32"	2-1/2"	2-1/2"	3-1/2"	3.2 T
67023	1/2"	5/8"	3-7/16"	3-7/32"	4-1/2"	5.4 T




Clevis Grab Hooks (Grade 80)

PART#	CHAIN DIAMETER	A	B	C	W.L.L.
67025	1/4"	3/8"	3/8"	3-11/16"	1.2T
67026	3/8"	1/2"	1/2"	5"	3.2T
67027	1/2"	5/8"	5/8"	5-13/16"	5.4T



Clevis Sling Hooks (Grade 80)


PART#	CHAIN DIAMETER	A	B	C	W.L.L.	LATCH KIT
67030	1/4"	3/8"	1-3/8"	4-3/8"	1.2T	67030-1
67031	3/8"	9/16"	1-11/16"	6-1/8"	3.15T	67031-1
67032	1/2"	5/8"	2"	7-5/8"	5.3T	67032-1



NEVER exceed Working Load Limits! Do not use less than Grade 80 fittings with any application! Do not use chain or fittings showing signs of wear or deformities!

Self-Locking Clevis Hooks

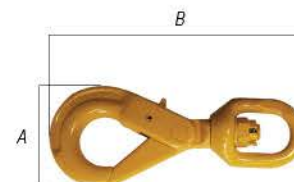
PART#	CHAIN DIAMETER	A	B	W.L.L.	LATCH KIT
67040	9/32"	3-1/2"	6-1/4"	4,500 lb	67040-1
67041	3/8"	4-3/8"	7-1/2"	6,400 lb	67041-1
67042	1/2"	5-7/16"	9-1/2"	10,800 lb	67042-1



Swivel Eye Hoist Hooks

Design factor 4:1.


PART#	CHAIN DIAMETER	A	B	W.L.L.	LATCH KIT
67050	1/4"	2-3/4"	7"	3,500 lb	67040-1
67051	3/8"	4-3/8"	10-3/4"	7,100 lb	67041-1
67052	1/2"	5-3/8"	12-3/4"	12,000 lb	67042-1



Sizes are approximate. Specifications subject to change without notice. **Not Recommended for overhead lifting.**

Screw Pin Anchor Shackles


Heat treated alloy forged steel. Oversized alloy pin. Hot dipped galvanized finish. Meets Fed. Spec. RR-C-271D, Type 4A, Class 2, Design factor 6:1. Marked for Traceability: "D" marking for Dynaline.



PART#	BODY DIAMETER	PIN DIAMETER	A	B	C	W.L.L. (TONS)
66000	1/4"	5/16"	1-1/8"	3/4"	1/2"	1/2
66001	5/16"	3/8"	1-1/4"	7/8"	1/2"	3/4
66002	3/8"	7/16"	1-7/16"	1"	5/8"	1
66003	7/16"	1/2"	1-11/16"	1-1/8"	3/4"	1-1/2
66004	1/2"	5/8"	1-7/8"	1-5/16"	3/4"	2
66005	5/8"	3/4"	2-3/8"	1-5/8"	1-1/16"	3-1/4
66006	3/4"	7/8"	2-3/4"	2"	1-1/4"	4-3/4
66007	7/8"	1"	3-5/16"	2-1/4"	1-7/16"	6-1/2
66008	1"	1-1/8"	3-3/4"	2-11/16"	1-11/16"	8-1/2
66059	1-1/8"	1-1/4"	4-1/4"	2-5/8"	1-3/4"	9-1/2
66060	1-1/4"	1-3/8"	4-11/16"	3"	2"	12
66061	1-3/8"	1-1/2"	5-1/4"	3-5/8"	2-1/4"	13-1/2
66062	1-1/2"	1-5/8"	5-3/4"	3-7/8"	2-3/8"	17

Commercial Grade Anchor Shackles

Oversized pin. C1010 Carbon Steel, galvanized. For general applications. Design factor 2:1. Not to be used for lifting.



PART#	BODY DIAMETER	PIN DIAMETER	A	B	C	W.L.L.
66010	1/4"	5/16"	1-1/8"	3/4"	1/2"	600 lb
66011	5/16"	3/8"	1-7/32"	13/16"	17/32"	1/2 Ton
66012	3/8"	7/16"	1-7/16"	15/16"	1-7/16"	3/4 Tons
66013	1/2"	5/8"	1-7/8"	1-5/16"	13/16"	1-1/2 Tons
66014	5/8"	3/4"	2-3/8"	1-11/16"	1-1/16"	2-1/4 Tons
66017	7/16"	1/2"	1-11/16"	1-5/32"	11/16"	1-1/4 Tons

Stainless Steel Shackles

A151 316 Stainless steel.



PART#	BODY DIAMETER	PIN DIAMETER	A	B	C	W.L.L.
64060	3/16"	1/4"	7/8"	11/16"	3/8"	300 lb
64061	1/4"	5/16"	1-1/8"	3/4"	1/2"	450 lb
64062	5/16"	13/32"	1-3/16"	13/16"	19/32"	650 lb
64063	3/8"	1/2"	1-3/8"	1"	11/16"	1,000 lb

Screw Pin Chain Shackles

High-tensile forged steel. Oversized pin. Hot dipped galvanized finish. Meets Fed. Spec. RR-C-271D, Type 4B, Class 2. Design factor 6:1.



PART#	BODY DIAMETER	PIN DIAMETER	A	B	W.L.L. (TONS)
66020	1/4"	5/16"	7/8"	7/16"	1/2
66021	5/16"	3/8"	1"	9/16"	3/4
66022	3/8"	7/16"	1-1/4"	5/8"	1
66023	7/16"	1/2"	1-7/16"	11/16"	1-1/2
66024	1/2"	5/8"	1-5/8"	3/4"	2

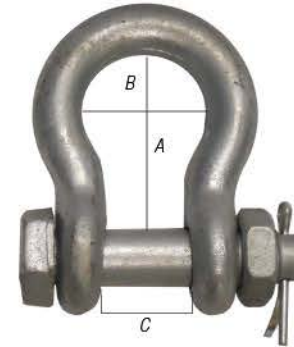
Sizes are approximate. Specifications subject to change without notice. **Not Recommended for overhead lifting.**



Bolt Type Anchor Shackles

High-tensile forged steel. Oversized pin. Hot dipped galvanized finish. Meets Fed. Spec. RR-C-271D, Type 4A, Class 3. Design factor 6:1.


PART#	BODY DIAMETER	PIN DIAMETER	A	B	C	W.L.L. (TONS)
66900	1/4"	5/16"	1-1/8"	3/4"	1/2"	1/2
66901	5/16"	3/8"	1-1/4"	7/8"	1/2"	3/4
66902	3/8"	7/16"	1-7/16"	1"	5/8"	1
66903	7/16"	1/2"	1-11/16"	1-1/8"	3/4"	1-1/2
66904	1/2"	5/8"	1-7/8"	1-5/16"	3/4"	2
66905	5/8"	3/4"	2-3/8"	1-5/8"	1-1/16"	3-1/4
66906	3/4"	7/8"	2-3/4"	2"	1-1/4"	4-3/4
66907	7/8"	1"	3-5/16"	2-1/4"	1-7/16"	6-1/2
66908	1"	1-1/8"	3-3/4"	2-11/16"	1-11/16"	8-1/2
66959	1-1/8"	1-1/4"	4-1/4"	2-5/8"	1-3/4"	9-1/2
66960	1-1/4"	1-3/8"	4-11/16"	3"	2"	12



Mid Links

Forged carbon steel body. Alloy steel pins. Yellow zinc dichromate plated finish. For use with Grade 30, 40 & 70 chain.

PART#	CHAIN	PIN DIAMETER	A	B	C	D	W.L.L.	U.L.L.
66138	1/4"-5/16"	3/8"	7/16"	2-1/2"	1-5/8"	1-3/16"	4,700 lb	18,800 lb
66139	3/8"	7/16"	1/2"	2-13/16"	1-13/16"	1-3/8"	6,600 lb	26,400 lb
66140	7/16"-1/2"	9/16"	5/8"	3-5/8"	2-3/16"	1-3/4"	11,250 lb	45,000 lb



Notice: If pins are difficult to remove after 1/4 turn, it has likely been overloaded, and must be discarded and replaced.

Cold Shuts

Formed steel. Clear zinc plated finish.

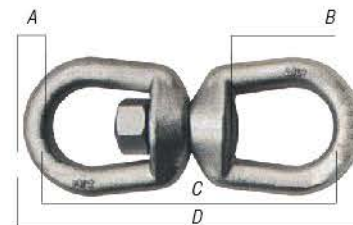
PART#	WIRE	W.L.L.	PACKAGE QUANTITY
66440	3/16"	550 lb	10
66441	1/4"	750 lb	10
66442	5/16"	1,250 lb	5
66443	3/8"	1,900 lb	5
66444	7/16"	2,650 lb	5
66445	1/2"	3,500 lb	5



Forged Chain Swivel

Hot dipped, galvanized. Meets Fed. Spec. RR-C-271D-Type 7, Class 2. Not designed to swivel under load!

PART#	A	B	C	D	W.L.L.	U.L.L.
66165	1/4"	1-1/16"	3"	3-7/16"	850 lb	4,250 lb
66166	5/16"	1-1/4"	3-9/16"	4-1/8"	1,250 lb	6,250 lb
66167	3/8"	1-1/2"	4-5/16"	5-7/16"	2,250 lb	11,250 lb
66168	1/2"	2"	5-7/16"	6-7/16"	3,600 lb	18,000 lb



Sizes are approximate. Specifications subject to change without notice. **Not Recommended for overhead lifting.**



Chain & Rigging

Repair & Quick Links • Link Locks • D-Ring

1.877.453.3964

1.877.453.5050

www.dynaline.com

orders@dynaline.com




Chain & Rigging



Repair Links


Mild steel. Clear zinc plated finish.

PART#	CHAIN	A	B	W.L.L.	U.L.L.
66400	1/8"	3/4"	1/4"	150 lb	600 lb
66401	3/16"	1"	1/2"	200 lb	800 lb
66402	1/4"	1-1/4"	1/2"	400 lb	1,600 lb
66403	5/16"	1-1/2"	3/4"	700 lb	2,800 lb
66404	3/8"	1-5/8"	3/4"	1,500 lb	6,000 lb



Link Locks

PART#	CHAIN	A	B	W.L.L.	U.L.L.
66413	1/4"	2-1/4"	5/8"	1,000 lb	3,700 lb
66414	5/16"	2-3/4"	3/4"	1,500 lb	6,000 lb
66415	3/8"	3-1/8"	3/4"	3,000 lb	12,000 lb




"Missing Link" Connecting Links

Forged steel, Grade 30.

PART#	CHAIN	A	B	C	W.L.L.
66416	1/4"	9/32"	7/8"	1-1/2"	1,125 lb
66417	5/16"	11/32"	15/16"	1-11/16"	1,700 lb
66418	3/8"	13/32"	1-1/8"	2-1/16"	2,325 lb

Quick Links - Zinc Plated


Zinc plated. Mild steel.



PART#	A	B	C	W.L.L.	U.L.L.
66430	1/8"	3/16"	1-7/16"	220 lb	550 lb
66431	3/16"	1/4"	2"	660 lb	1,650 lb
66432	1/4"	9/32"	2-1/4"	880 lb	2,200 lb
66433	5/16"	11/32"	2-15/16"	1,760 lb	4,400 lb
66434	3/8"	7/16"	3-9/16"	2,200 lb	5,500 lb
66435	7/16"	1/2"	3-11/16"	2,640 lb	6,600 lb
66436	1/2"	9/16"	4-1/8"	3,300 lb	8,250 lb

Quick Links - Stainless Steel

A151 316 Stainless Steel.



PART#	A	B	C	W.L.L.
64000	1/8"	3/16"	1-7/16"	220 lb
64001	5/32"	7/32"	1-5/8"	400 lb
64002	1/4"	11/32"	2-9/32"	880 lb
64003	5/16"	3/8"	2-7/8"	1,600 lb
64004	3/8"	1/2"	3-1/2"	2,200 lb

Forged-D-Ring With Weld-On Bracket

Forged, hot dipped, galvanized. Comes with weld-on bracket.



PART#	WIRE DIAMETER	A	B	W.L.L.
66185	1/2"	2-1/4"	2-1/2"	3,000 lb
66186	5/8"	3"	3"	4,500 lb
66187	3/4"	3"	3"	6,625 lb
66188	1"	3"	4"	11,750 lb


Sizes are approximate. Specifications subject to change without notice. **Not Recommended for overhead lifting.**



Aircraft Cable 7 X 7 Construction

Galvanized 70# steel. Supplied on spools.


PART#	CABLE DIAMETER	BREAK STRENGTH	SPOOL LENGTH
77000	1/16"	480 lb	500'
77001	3/32"	920 lb	500'
77002	1/8"	1,700 lb	250'
77010	1/16"	480 lb	1,000'
77011	3/32"	920 lb	1,000'
77012	1/8"	1,700 lb	1,000'



Aircraft Cable 7 X 19 Construction

Galvanized 70# steel. Supplied on spools.


PART#	CABLE DIAMETER	BREAK STRENGTH	SPOOL LENGTH
77003	5/32"	2,800 lb	250'
77004	3/16"	4,200 lb	250'
77005	1/4"	7,000 lb	250'
77006	5/16"	9,800 lb	250'
77007	3/8"	14,400 lb	250'
77013	5/32"	2,800 lb	1,000'
77014	3/16"	4,200 lb	1,000'
77015	1/4"	7,000 lb	1,000'
77016	5/16"	9,800 lb	1,000'
77017	3/8"	14,400 lb	1,000'



Wire Rope

Supplied in coils. Oily finish. Fibre core.

PART#	ROPE DIAMETER	BREAK STRENGTH	SPOOL LENGTH
77020	1/2"	22,000 lb	100'



Sizes are approximate. Specifications subject to change without notice. **Not Recommended for overhead lifting.**





Malleable Iron Wire Rope Clips

Galvanized iron saddles. Meets Federal Specification FF-C-450, Type 1, Class 2*, (except 1/8"). Complete with U-bolts and nuts.

PART#	CABLE	PACKAGE QUANTITY
77030	1/8"	10
77031	3/16"	10
77032	1/4"	10
77033	5/16"	10
77034	3/8"	5
77035	1/2"	5
77036	5/8"	1
77037	3/4"	1
77038	7/8"	1
77039	1"	1

Forged Steel Wire Rope Clips

Forged steel body. Zinc plated finish. Meets Federal Specification FF-C-450, Type 1, Class 1**. Complete with U-bolts and nuts.



PART#	CABLE	PACKAGE QUANTITY
77040	1/8"	5
77041	3/16"	5
77042	1/4"	5
77043	5/16"	5
77044	3/8"	5
77045	1/2"	5
77046	5/8"	1
77047	3/4"	1
77048	7/8"	1
77049	1"	1

Stainless Steel Wire Rope Clips

Metric thread. Stainless Steel Grade 304***.



PART#	CABLE	PACKAGE QUANTITY
64020	1/8"	5
64021	3/16"	5
64022	1/4"	5
64023	5/16"	5
64024	3/8"	5

* Type 1 - Single grip, single saddle, with U-bolts and nuts (MS16842).
Class 2 - Assembled with separate hex headed bolts and nuts (MS51868).

** Type 1 - Single grip, single saddle, with U-bolts and nuts (MS16842).
Class 1 - Steel saddle.

*** Grade 304 - is the standard "18/8" stainless; it is the most versatile and most widely used stainless steel, available in a wider range of products, forms and finishes than any other. It has excellent forming and welding characteristics.

Sizes are approximate. Specifications subject to change without notice. **Not Recommended for overhead lifting.**



Cable Thimbles

Stainless Steel. Grade 304.

PART#	CABLE	PACKAGE QUANTITY
64040	1/8"	5
64041	3/16"	5
64042	1/4"	5
64043	5/16"	5
64044	3/8"	5



Standard Wire Rope Thimbles

Zinc plated steel. Meets Federal Specification FF-T-276B, Type 2.

PART#	CABLE	PACKAGE QUANTITY	PART#	CABLE	PACKAGE QUANTITY
77050	1/8"	10	77054	3/8"	10
77051	3/16"	10	77055	1/2"	5
77052	1/4"	10	77056	5/8"	1
77053	5/16"	10			



Heavy Wire Rope Thimbles

Hot dipped galvanized steel. Meets Federal Specification FF-T-276B, Type 3.

PART#	CABLE	PACKAGE QUANTITY	PART#	CABLE	PACKAGE QUANTITY
77060	1/4"	10	77065	3/4"	1
77061	5/16"	10	77066	7/8"	1
77062	3/8"	10	77067	1"	1
77063	1/2"	5	77068	1-1/8"	1
77064	5/8"	1			



Warning: Thimbles are not designed to support loads.

WIRE ROPE CLIP INSTALLATION

- Apply 1st clip one base width from dead end of the rope; U-bolt over dead end; live end rests in clip saddle. Tighten nuts evenly to recommended torque.
- Apply 2nd clip as close to loop as possible; U-bolt over dead end; turn nuts firmly but do not tighten!
- Space all other clips evenly between the first two.
- Apply tension and tighten all nuts to recommended torque.
Re-check nut torque after rope has been in operation.

NOTE: Properly swagged cable sleeves are capable of maintaining over 90% of the breaking strength of the cable.

The maximum holding strength of cable stops are approximately 1/3 of the strength of the cable.

To determine the exact holding strength, a pull test must be performed prior to use.

Sizes are approximate. Specifications subject to change without notice. **Not Recommended for overhead lifting.**



Chain & Rigging

Cable Stops • Cable Sleeves • Swagers

1.877.453.3964

1.877.453.5050

www.dynaline.com

orders@dynaline.com

Cable Stops

Aluminum.



PART#	CABLE	LENGTH	PACKAGE QUANTITY	DYNAPAK	PACKAGE QUANTITY
77070	1/16"	3/16"	10	97070	10 x 77070
77071	3/32"	5/16"	10	97071	10 x 77071
77072	1/8"	5/16"	10	97072	10 x 77072
77073	5/32"	5/16"	10	97073	10 x 77073
77074	3/16"	3/8"	10	97074	10 x 77074
77075	1/4"	11/16"	5	97075	5 x 77075

Cable Sleeves (Ferrule)

Aluminum.



PART#	CABLE	LENGTH	PACKAGE QUANTITY	DYNAPAK	PACKAGE QUANTITY
77080	1/16"	3/8"	10	97080	10 x 77080
77081	3/32"	1/2"	10	97081	10 x 77081
77082	1/8"	5/8"	10	97082	10 x 77082
77083	5/32"	9/16"	10	97083	10 x 77083
77084	3/16"	1"	10	97084	6 x 77084
77085	1/4"	1-1/8"	10	97085	5 x 77085
77086	5/16"	1-1/4"	10		
77087	3/8"	1-1/2"	10		

NOTE:

Properly swagged cable sleeves are capable of maintaining over 90% of the breaking strength of the cable.

The maximum holding strength of cable stops are approximately 1/3 of the strength of the cable.

To determine the exact holding strength, a pull test must be performed prior to use.



Bench Swager

For in-shop, one location jobs. Multi-compression jaws swager for 1/16", 3/32", 1/8", 5/32" & 3/16" oval/stop sleeves.

PART#	LENGTH	HEIGHT (OPEN)	WEIGHT
77101	22-1/2"	24"	3 kg



Hand Swager

For installing aluminum or copper sleeves & stops. Heat-treated alloy jaws.

PART#	CRIMPING CAPACITY	LENGTH
77100	1/16" to 3/16" Diameter	24"



Sizes are approximate. Specifications subject to change without notice. **Not Recommended for overhead lifting.**



Chain & Rigging



Cable Cutters

Aluminum drop-forged handles. Heat-treated blades (HRC 56-63). SK-5 cutter material.

PART#	REFERENCE#	CUTTING CAPACITY	OVERALL LENGTH
77107	C-7	Up to 5/32" Diameter Cable	7-1/2"
77116	C-16	Up to 5/8" Diameter Cable	23"



Tire Chain Pliers

Opens & closes chain hardware easily. Alloy steel jaws. Steel handles with rubber hand grips.

PART#	OVERALL LENGTH	JAW OPENING
68100	32"	2"



Tire Chain Hardware

Made from C-1020 carbon steel.

PART#	DESCRIPTION	OVERALL LENGTH
68012	C-Hook	4"
68013	Boomer	6-1/2"
68014	C-Link	2-1/2"
68015	C-Hook	3-1/2"



Standard Single Pulley Block

PART#	SIZE	W.L.L.	ROPE DIAMETER	OVERALL LENGTH	DESCRIPTION
80335	3"	1/2 Ton	8 mm (5/16")	11"	Loop, Safety Latch, Access Latch & Grease Fitting



Standard Double Pulley Block

PART#	SIZE	W.L.L.	ROPE DIAMETER	OVERALL LENGTH	DESCRIPTION
80350	3"	1/2 Ton	8 mm (5/16")	11"	Loop
80355	4"	1 Ton	10 mm (3/8")	13"	Loop



Single Pulley Block With Eye

PART#	SIZE	W.L.L.	ROPE DIAMETER	OVERALL LENGTH	DESCRIPTION
80360	3"	1/2 Ton	8 mm (5/16")	11"	Eye, Access Latch, Safety Latch & Grease Fitting



Access Latch



Grease Fitting

Sizes are approximate. Specifications subject to change without notice. **Not Recommended for overhead lifting.**





Heavy Duty Snatch Block With Hook

The hook swivels.

PART#	PULLEY DIAMETER	ROPE DIAMETER	W.L.L.	TON
80270	3"	3/8"	4,000 lb	2
80271	4-1/2"	1/2"	8,000 lb	4
80272	6"	3/4"	16,000 lb	8
80273	8"	3/4"	16,000 lb	8



Heavy Duty Snatch Block With Shackle

PART#	PULLEY DIAMETER	ROPE DIAMETER	W.L.L.	TON
80280	3"	3/8"	4,000 lb	2
80281	4-1/2"	1/2"	8,000 lb	4
80282	6"	3/4"	16,000 lb	8
80283	8"	3/4"	16,000 lb	8



Heavy Duty Snatch Block Tail Boards

PART#	PULLEY DIAMETER	ROPE DIAMETER	W.L.L.	TON
80290	3"	3/8"	4,000 lb	2
80291	4-1/2"	1/2"	8,000 lb	4
80292	6"	3/4"	16,000 lb	8
80293	8"	3/4"	16,000 lb	8



Trolleys

Rugged steel construction. Lifetime lubricated & sealed bearings. Proof tested and certified. Built-in bumper guards. Use on straight or curved tracks. Adjustable to various beams. To be used with I beams.

PART#	CAPACITY	BEAM WIDTH
80301	1 Ton	2-15/16 - 4-15/16"
80302	2 Ton	3-15/16 - 5-15/16"
80303	3 Ton	3-15/16 - 5-15/16"
80305	5 Ton	4-15/16 - 6-7/8"



Beam Clamps

Rugged steel construction. Proof tested & certified. Use on straight or curved tracks. Adjustable to various beams.

PART#	CAPACITY	BEAM WIDTH
80320	1 Ton	2-15/16 - 8-11/16"
80321	2 Ton	2-15/16 - 8-11/16"
80322	3 Ton	3-1/8 - 12-5/8"
80323	5 Ton	3-1/8 - 12-5/8"



Cable Pullers with Winch

Designed to lift, stretch, lower or pull heavy loads. Features double ratchet wheel brake system, and hooks with safety latches. Snatch block included.

PART#	SAFE WORKING CAPACITY	MAX. RATED CAPACITY	HOOK SIZE	CABLE DIAMETER	CABLE LENGTH	WEIGHT
11351	1/2 Ton	1 Ton	3/8"	5/32"	6.0 ft.	1.9 kg
11352	1 Ton	2 Ton	3/8"	5/32"	7.21 ft.	2.5 kg
11354	2 Ton	4 Ton	5/16"	7/32"	9.84 ft.	5.2 kg

Sizes are approximate. Specifications subject to change without notice. **Not Recommended for overhead lifting.**



Lever Hoists

Lightweight, compact and portable. Impact-resistant, rugged steel body construction. Features short, low effort, 360°rotating handle. Equipped with Easy Free chain, Latch-type swivel hooks, and high-tensile alloy chain.

PART#	RATED CAPACITY (TONS)	CHAIN DIA	LIFT	MINIMUM CLEARANCE	LENGTH	TEST LOAD (TONS)	REPLACEMENT HOOKS TOP PART#	REPLACEMENT HOOKS BOTTOM PART#
80259	1/4	3/16"	59"	10-5/8"	10-13/32"	1-5/8	80259-1	80259-2
80260	1/2	3/16"	59"	10-5/8"	10-13/32"	1-5/8	80260-1	80260-2
80261	3/4	7/32"	59"	11-13/32"	10-7/16"	1-1/8	80261-1	80261-2
80262	1	1/4"	59"	12-13/16"	10-7/16"	1-1/2	80262-1	80262-2
80263	1-1/2	9/32"	59"	14-3/16"	16-1/8"	2-1/4	80263-1	80263-2
80264	3	11/32"	59"	18-1/2"	16-1/8"	4-1/2	80264-1	80264-2

Chain Hoists

Lightweight, compact and portable. Impact-resistant, rugged steel body construction. Features short, low effort, 360°rotating handle. Equipped with Easy Free chain, Latch-type swivel hooks, and high-tensile alloy chain.

- *Steel Formed Case to protect both gear and hand chain wheel slides against external shock.*
- *Double Cover Protection to stop moisture and dirt from entering into the hand chain wheel case and the brake cover.*
- *Break Mechanism will activate instantly when operation is stopped, whether the load is light or heavy.*
- *Double Ratchet Pawls for extra safety. Should one pawl fail, the other restrains the load.*
- *Powder Metal Bushing to increase mechanical efficiency and reduce the hand chain pull strength.*
- *Load Chain Guide & Stripper to assure proper fit of load chain to load sheave. Also protects against dirt and moisture gathering in the load sheave.*
- *Slack End Anchorage that serves as a limit stopper to prevent any accidents caused by over-lowering heavy loads.*
- *Grade 80 Alloy Load Chain specially calibrated for hand chain block usage. All of the load chain meets or exceeds ISO and DIN standards.*
- *Hot forged, heat treated, swivel hooks with safety latches to ensure proper hooking to the load or sling.*

PART#	STANDARD RATED W.L.L.	LIFT	HEADROOM	HANDLE EFFORT	TEST LOAD (TONS)	REPLACEMENT TOP HOOKS	REPLACEMENT BOTTOM HOOKS
80250	1/2 Ton	8.2'	10-3/4"	48 lb	3/4	80250-1	80250-2
80251	1 Ton	8.2'	11-3/4"	57 lb	1-1/2	80251-1	80251-2
80252	1-1/2 Ton	9.8'	14-3/4"	66 lb	2-1/4	80252-1	80252-2
80253	2 Ton	9.8'	14-3/4"	77 lb	3	80253-1	80253-2
80254	3 Ton	9.8'	20-3/4"	77 lb	4-1/2	80254-1	80254-2



Sizes are approximate. Specifications subject to change without notice. **Not Recommended for overhead lifting.**

