

# CARGO CONTROL

## Stability, Secured

Whether you're hauling equipment, supplies, or general cargo, this category offers tie-downs, ropes, bungee cords, and more—everything needed to keep loads safe and secure under pressure.





### A

Anchor Points.....	243
Anchor Rings.....	243

### B

Bungee Cord Hooks.....	236
Bungee Cord Reels.....	236

### C

Cable Type Load Binder Locks.....	245
Cam Strap Four Pack.....	238
Cam Straps.....	238
Cargo Control Gondola.....	235
Cargo Control Plan-O-Gram.....	235
Cargo Nets.....	236
Cargo Winch - 3 Bar Type.....	243
Corner Protectors.....	243

### E

Elastic Rubber Tie Down Strap.....	236
EPDM Rubber Tarp Straps.....	237

### F

Foldable Handle Ratchet Load Binders.....	244
Fold-Over Handle Load Binders.....	245

### H

Hand Winch - Dual Drive.....	241
Hand Winches - Auto Brake.....	242
Hand Winches - General Purpose.....	241
Hand Winches - Worm Gear.....	242
Heavy Duty Polyfoam Wheel Chock.....	246
Heavy Duty Recessed Anchor Rings.....	243
Heavy Duty Recovery Straps - 2 Ply.....	240
Heavy Duty Thermoplastic Tarp Straps.....	236
Heavy Duty Trailer & RV Wheel Chock.....	246

### L

Lever Type Load Binders.....	244
Load Binder/Cable Puller Rack.....	235
Load Binder Locks.....	245
Load Tighteners.....	244
Locking Ratchet Racks.....	245

### M

Mud Flaps.....	246
----------------	-----

### R

Ratchet Straps.....	238
Ratchet Straps - Bulk.....	240
Ratchet Straps - Double "J" Hooks - Retail Package.....	239
Ratchet Straps with Flat Hooks - Retail Package.....	239
Ratchet Straps with S-Hooks - Four Packs.....	239
Ratchet Straps with S-Hooks - Twin Pack.....	239
Ratchet Straps with S-Hooks (Vinyl-Coated).....	238
Ratchet Type Load Binders.....	244
Recessed Anchor Rings.....	243
Recoilless Load Binders.....	244

### T

Tarp Strap Replacement Hook.....	237
Truck Winch Straps.....	240

### W


Wheel Chocks.....	246
White Recovery Straps.....	240
Winch Bars.....	242





## Dynaline Cargo Control Merchandisers

Dynaline offers merchandisers for almost every product. Merchandisers keep your stock organized, visible and easy to shop.



### Cargo Control Gondola

PART #	CONTENTS
01053K-G	Cargo Control Gondola
Full Product Breakdown on Page 44	

### Cargo Control Plan-O-Gram

PART #	CONTENTS
01052K	Full Cargo Control Plan-O-Gram
Full Product Breakdown on Page 45	

### Load Binder/Cable Puller Rack

PART #	CONTENTS
70098K	Full Cable Pullers & Load Binder Rack
Full Product Breakdown on Page 45	





# Cargo Control

Bungee Cords • Cargo Nets • Elastic Straps



Cargo Control



## Bungee Cord Reels

Industrial quality, black polyester sheath with rubber core in a plastic reel.


PART #	DIAMETER	CORD LENGTH	LOAD RATED
11176	1/4"	216' (65.8 m)	55-66 lb
11177	5/16"	216' (65.8 m)	66-77 lb
11178	3/8"	200' (61 m)	77-88 lb



## Bungee Cord Hooks

Vinyl-coated wire hook.

PART #	WIRE DIAMETER	FITS	QTY
11174	4 mm	1/4", 5/16" and 3/8" Bungee Cords	10/Pkg



## Cargo Nets

Keeps smaller items stationary while driving. Elastic cords & plastic hooks. One piece per package.

PART #	SIZE
12302	36" x 48"
12303	72" x 96" (Pick-Up)



## Elastic Rubber Tie Down Strap

Red tie down straps with two molded hooks. 10 pieces per polybag.

PART #	HOOKS SIZE	LENGTH	WIDTH
11290	2.4" X 1.7"	22"	0.40"



## Heavy Duty Thermoplastic Tarp Straps

These brand new heavy duty tarp straps are made from thermoplastic rubber and supplied with two crimped zinc plated S-hooks which means more load capacity.

PART #	LENGTH	CAPACITY	QTY
11295	9"	90 lb	10/Pkg
11296	15"	90 lb	10/Pkg
11297	21"	90 lb	10/Pkg
11298	31"	90 lb	10/Pkg





## EPDM Rubber Tarp Straps

100% EPDM (see chart below). Recommended for commercial and industrial applications. Supplied with two zinc plated S-hooks assembled.

PART #	LENGTH	CAPACITY	QTY
11191	9"	50 lb	10/Pkg
11192	15"	50 lb	10/Pkg
11193	21"	50 lb	10/Pkg
11194	31"	50 lb	10/Pkg
11299	31" Adjustable	50 lb	10/Pkg



11191-11194

EPDM (Ethylene Propylene, EPM)	Property	EPDM
EPM is a copolymer of ethylene and propylene. Ethylene-propylene-diene rubber (EPDM) is produced using a third monomer and is particularly useful when sealing phosphate-ester hydraulic fluids and in brake systems that use fluids having a glycol base.	Abrasion Resistance	GE
	Acid Resistance	G
	Chemical Resistance	E
	Cold Resistance	GE
	Dynamic Properties	GE
	Electrical Properties	G
	Flame Resistance	P
	Heat Resistance	E
	Impermeability	G
	Oil Resistance	P
	Ozone Resistance	E
	Set Resistance	GE
	Tear Resistance	GE
	Tensile Strength	GE
	Water Resistance	E
	Weather Resistance	E
	<b>E - Excellent</b> <b>F - Fair</b> <b>G - Good</b> <b>P - Poor</b>	
<b>Heat Resistance:</b> ▶ Up to 300° F (149°C) (max. 400° F (204°C) in water and/or steam).		
<b>Cold Flexibility:</b> ▶ Down to approximately -70°F (-57°C).		
<b>Chemical Resistance:</b> ▶ Hot water and steam up to 300° F (149°C) with special compounds up to 400° F (204°C). ▶ Glycol based brake fluids up to 300° F (149°C). ▶ Many organic and inorganic acids. ▶ Cleaning agents, soda and potassium alkalis. ▶ Phosphate-ester based hydraulic fluids (HFD-R). ▶ Silicone oil and grease. ▶ Many polar solvents (alcohols, ketones, esters). ▶ Ozone, aging and weather resistant.		
<b>Not Compatible with:</b> Mineral oil products (oils, greases and fuels).		



11229

## Tarp Strap Replacement Hook

Clear zinc plated finish.

PART #	DESCRIPTION	LENGTH	QTY
66241	3/16" Wire Diameter S-Hook	3"	10/Pkg





# Cargo Control

Cam Straps • Ratchet Straps



Cargo Control



## Cam Straps

Designed for quick and easy operation. High quality, weather-resistant polyester webbing with secure stitching. Vinyl-coated, heat-treated steel hooks. Die cast cam buckle. One piece per clamshell package.

PART #	SIZE	W.L.L.	U.L.L.	COLOUR
11182	1" x 6'	400 lb	1,200 lb	Blue
11185	1" x 10'	400 lb	1,200 lb	Blue



## Cam Strap Four Pack

Four cam straps in a clamshell package. Polyester webbing.

PART #	SIZE	W.L.L.	U.L.L.	COLOUR
12331	1" x 6'	250 lb	750 lb	Red



## Ratchet Straps with S-Hooks (Vinyl-Coated)

Designed for quick and easy operation. High quality, weather-resistant webbing with secure stitching and steel ratchet. High carbon steel ratchet. One piece per retail package.

PART #	SIZE	W.L.L.	U.L.L.	COLOUR	WEBBING
11183	1" x 15'	400 lb	1,200 lb	Blue	Polyester
12206	1" x 15'	166 lb	500 lb	Red	Polypropylene
12207	1" x 15'	166 lb	500 lb	Black	Polypropylene
11184	1" x 20'	1,000 lb	3,000 lb	Yellow	Polyester

## Ratchet Straps

- Keep cargo safe and secure during transport
- Designed for quick and easy operation
- Spring-loaded ratchet buckles tension and releases loads
- High quality, weather-resistant webbing with secure stitching



## Ratchet Straps - Double "J" Hooks - Retail Package

Polyester webbing. Two per package.

PART #	SIZE	W.L.L.	U.L.L.	COLOUR
11189**	1" x 15'	600 lb	1,800 lb	Blue
12340	1" x 15'	1,000 lb	3,000 lb	Yellow
11187	1" x 20'	1,000 lb	3,000 lb	Yellow
12341	2" x 15'	1,300 lb	4,000 lb	Yellow
12342	2" x 25'	1,300 lb	4,000 lb	Yellow
12230	1-1/2" x 15'	2,200 lb	6,600 lb	Yellow
11186	1-1/2" x 25'	2,200 lb	6,600 lb	Yellow
11190	2" x 27'	3,300 lb	10,000 lb	Yellow
12343	2" x 30'	3,300 lb	10,000 lb	Yellow
12346	2" x 20'	3,300 lb	10,000 lb	Yellow

\*\* Features 2 D Rings



## Ratchet Straps with Flat Hooks - Retail Package

Polyester webbing. One per package.

PART #	SIZE	W.L.L.	U.L.L.	COLOUR
12353	2" x 20'	3,300 lb	10,000 lb	Yellow
12344	2" x 30'	3,300 lb	10,000 lb	Yellow



## Ratchet Straps with S-Hooks - Twin Pack

Two medium duty ratchet straps in a clamshell package. Vinyl-coated, heat-treated steel hooks. Polyester webbing.

PART #	SIZE	W.L.L.	U.L.L.	COLOUR
12226	1" x 6'	400 lb	1,200 lb	Black



## Ratchet Straps with S-Hooks - Four Packs

Four medium duty ratchet straps in a clamshell package. Vinyl-coated, heat-treated steel hooks. Polyester webbing.

PART #	SIZE	W.L.L.	U.L.L.	COLOUR
12320	1" x 15'	400 lb	1,200 lb	Black
12321	1" x 15'	400 lb	1,200 lb	Red





# Cargo Control

Ratchet Straps • Recovery Straps • Truck Winch Straps



Cargo Control



## Ratchet Straps - Bulk

High quality polyester webbing, secure stitching, steel ratchet, heat treated steel hooks, EZ Release ratchet buckle with caps. Individually shrink wrapped. Comes with webbing and hardware markings.

PART #	SIZE	W.L.L.	U.L.L.	COLOUR	HOOK TYPE
11183B	1" x 15'	400 lb	1,200 lb	Blue	"S", Vinyl Coated
11184B	1" x 20'	1,000 lb	3,000 lb	Yellow	"S", Vinyl Coated
12229B	1" x 6'	400 lb	1,200 lb	Yellow	Double "J"
11187B	1" x 20'	1,000 lb	3,000 lb	Yellow	Double "J"
11189B*	1" x 15'	600 lb	1,800 lb	Blue	Double "J"
11190B	2" x 27'	3,300 lb	10,000 lb	Yellow	Double "J"
12343B	2" x 30'	3,300 lb	10,000 lb	Yellow	Double "J"
12344B	2" x 30'	3,300 lb	10,000 lb	Yellow	Flat Hook
12353B	2" x 20'	3,300 lb	10,000 lb	Yellow	Flat Hook

\*11189B Features 2 "D" Rings



## White Recovery Straps

White polyester webbing. Reinforced loop ends. Load capacity imprinted on webbing.

PART #	SIZE	MAX. VEHICLE WEIGHT	MAX. BREAKING STRENGTH
50920	2" x 20'	9,000 lb (4,086 kg)	18,000 lb (8,172 kg)
50921	3" x 20'	13,500 lb (6,129 kg)	27,000 lb (12,258 kg)



## Heavy Duty Recovery Straps - 2 Ply

Heavy duty, 2 ply, weather resistant polyester, with reinforced loop ends. Load capacity imprinted on webbing.

PART #	SIZE	MAX. VEHICLE WEIGHT	MAX. BREAKING STRENGTH
50935	2" x 20'	18,000 lb (8,165 kg)	36,000 lb (16,329 kg)
50936	4" x 20'	27,000 lb (12,247 kg)	54,000 lb (24,493 kg)
50937	4" x 30'	27,000 lb (12,247 kg)	54,000 lb (24,493 kg)
50938	6" x 20'	40,000 lb (18,144 kg)	80,000 lb (36,287 kg)
50939	6" x 30'	40,000 lb (18,144 kg)	80,000 lb (36,287 kg)



## Truck Winch Straps

Strong, weather-resistant nylon webbing with secure stitching and a variety of steel hooks. To be used with our lashing and cargo winches. Load capacity imprinted on webbing.

PART #	SIZE	W.L.L.	MAX. LOAD	COLOUR	HOOK TYPE
12242	4" x 30'	5,400 lb	16,200 lb	Yellow	Flat Hook
12243	4" x 30'	5,400 lb	16,200 lb	Yellow	D-Ring
12248	4" x 40'	5,400 lb	16,200 lb	Yellow	Flat Hook
12249	4" x 40'	5,400 lb	16,200 lb	Yellow	Double J-Hook





Hand-cranked manual winches multiply your strength, allowing you to pull a relatively heavy load against gravity. Larger models have a lower gear ratio to multiply your strength even more. Winches also have a ratchet to hold the load at any point so it doesn't slide back, allowing a normal person to move a load, using a crank about a foot long and simple gearing.

**\*Load Capacity is based on the direct line pull on the first layer of the line on the drum. Capacity decreases as the line builds up on the drum.**

**WARNING: WINCHES ARE NOT FOR THE MOVEMENT OF HUMANS OR FOR HOISTING LOADS OVER AREAS OCCUPIED BY HUMANS.**


### Hand Winches - General Purpose

Dual drive feature distributes the load evenly on the drum. To be used with steel cable. Winch drums are drilled for use with winch straps.

- Solid carbon steel gears.
- Embossed frame for added strength.
- Baked black enamel painted finish.
- Supplied with grip handle and cable keeper.
- Two-way Ratchet.

PART #	DESCRIPTION	LOAD CAPACITY*	GEAR RATIO	REPAIR KIT	HANDLE
11300	1-Speed	600 lb	3:01		
11301	1-Speed	850 lb	3:01	11331	11321
11303	1-Speed	1,200 lb	4:01	11333	11323
11304	1-Speed	1,400 lb	4:01	11334	11324
11305	2-Speed	2,000 lb	4:1 / 10:1	11335	11325
11306	2-Speed & Hand Brake	2,500 lb	5:1 / 12:1	11336	11326

\*Load capacity is based on direct line pull on the first layer of line on the drum. Capacity decreases as line builds up on the drum.



### Hand Winch - Dual Drive

Dual drive feature distributes the load evenly on the drum. To be used with steel cable. Winch drums are drilled for use with winch straps. 2 speed.

- Can be mounted vertically or horizontally.
- Solid carbon steel gears.
- Baked enamel painted finish.
- Supplied with grip handle & cable keeper.

PART #	LOAD CAPACITY*	GEAR RATIO	HANDLE
11345	3,700 lb	5.1:1/12:1	11326

\*Load capacity is based on direct line pull on the first layer of line on the drum. Capacity decreases as line builds up on the drum.





### Hand Winches - Auto Brake

Keeps loads automatically locked in position when handle is released. (Note: Minimum load required to activate brake mechanism).

- Baked enamel painted finish.
- Supplied with grip & cable keeper.

PART #	LOAD CAPACITY*	GEAR RATIO	REPAIR KIT	HANDLE
<b>11308</b>	1,400 lb	4:01	11338	11328
<b>11309</b>	2,000 lb	12:1	11339	11329
<b>11310</b>	2,500 lb	12:1	11339	11329

\*Load capacity is based on direct line pull on the first layer of line on the drum. Capacity decreases as line builds up on the drum.



### Hand Winches - Worm Gear

Self-braking mechanism prevents loads from accidentally running free. The load remains fixed in position when handle is released.

- Baked enamel painted finish.
- Colour box packaging.
- Supplied with cable keeper.

PART #	LOAD CAPACITY*	GEAR RATIO	DRUM TYPE
<b>11312</b>	2,000 lb	41:1	Single
<b>11314</b>	2,000 lb	41:1	Double

\*Load capacity is based on direct line pull on the first layer of line on the drum. Capacity decreases as line builds up on the drum.



### Winch Bars

Designed for use with winches in industrial, agricultural, and automotive settings.

PART #	DESCRIPTION	TYPE
<b>12245</b>	Features Knurled Non-Slip Handle & Carbon Steel Tip. 35" Length.	A
<b>12246</b>	Features Knurled Handle for Safe Grip. Hardened, Ribbed Nose to Add Strength and Prevent Slippage. 37" Length.	C

### Approximate Cable and Webbing Lengths Based on Popular Cable Diameters

PART #	DESCRIPTION	1/8"	3/16"	1/4"	5/16"	3/8"	WEBBING LENGTH
<b>11300</b>	Hand Winch 600 lb		10 m / 32'				Up to 5 m
<b>11301</b>	Hand Winch 800 lb	20 m / 65'	10 m / 32'	15 m / 49'			Up to 5 m
<b>11303</b>	Hand Winch 1,200 lb	25 m / 82'	20 m / 65'	20 m / 65'			Up to 5 m
<b>11304</b>	Hand Winch 1,400 lb	25 m / 82'	20 m / 65'	20 m / 65'			Up to 5 m
<b>11305</b>	Hand Winch 2,000 lb		20 m / 65'	20 m / 65'	15 m / 49'	10 m / 32'	Up to 6 m
<b>11306</b>	Hand Winch 2,500 lb		45 m / 150'	30 m / 98'	20 m / 65'	15 m / 49'	Up to 6 m
<b>11308</b>	Auto Brake Winch 1,400 lb	25 m / 82'	20 m / 65'	20 m / 65'			Up to 6 m
<b>11309</b>	Auto Brake Winch 2,000 lb		45 m / 150'	30 m / 98'	20 m / 65'	15 m / 49'	Up to 6 m
<b>11310</b>	Auto Brake Winch 2,500 lb		45 m / 150'	30 m / 98'	20 m / 65'	15 m / 49'	Up to 6 m
<b>11312</b>	Worm Gear Winch 2,000 lb			25 m / 65'			Up to 6 m
<b>11345</b>	Hand Winch Dual Drive 3,200 lb		45 m / 150'	30 m / 98'	20 m / 65'	15 m / 49'	Up to 6 m





## Cargo Winch - 3 Bar Type

Fits 4" winch straps.

PART #	DESCRIPTION	TYPE	W.L.L.
12284	Standard	Slide On	5,500 lb
12285	Low Profile	Weld-On	6,000 lb



## Corner Protectors

White plastic corner protector. Individually labeled and wrapped in sealed plastic bag. Accommodates up to 4" straps.

PART #	SIZE	COLOUR
12235	4"	White



## Anchor Points

Fits most full-size and compact light trucks with or without a bed liner.

PART #	DESCRIPTION	CAPACITY
11166	Chrome Plated Finish	500 lb



## Anchor Rings

Zinc plated finish. 3/8" hole diameter.

PART #	LENGTH	WIDTH	CAPACITY	QTY
12250	1-3/8"	1"	900 lb	2/Pkg
12253	2-9/16"	2-3/8"	12,000 lb	1/Pkg



## Recessed Anchor Rings

Surface mount. Zinc plated finish.

PART #	WIDTH	CAPACITY
12251	3-1/2"	1,200 lb



## Heavy Duty Recessed Anchor Rings

Surface mount. Zinc plated finish.

PART #	WIDTH	CAPACITY
12252	4-7/16"	5,000 lb





### Foldable Handle Ratchet Load Binders

Powder coated finish.

PART #	CHAIN	W.L.L.	U.L.L.
66190	5/16" – 3/8"	7,100 lb	21,300 lb
66191	3/8" – 1/2"	12,000 lb	36,000 lb
66192	1/2" – 5/8"	18,100 lb	54,300 lb



### Recoilless Load Binders

Forged steel. Painted finish.

PART #	CHAIN	W.L.L.	U.L.L.
66193	5/16" – 3/8"	5,400	19,000 lb
66194	3/8" – 1/2"	9,200 lb	33,000 lb



### Lever Type Load Binders

Forged steel. Painted finish.


PART #	CHAIN	TAKE UP	W.L.L.	U.L.L.
66203	1/4" – 5/16"	3.62"	2,600 lb	9,200 lb
66204	5/16" – 3/8"	4.25"	5,400 lb	19,000 lb
66202	3/8" – 1/2"	4.25"	9,200 lb	33,000 lb



### Ratchet Type Load Binders

Forged steel. Painted finish.

PART #	CHAIN	TAKE UP	W.L.L.	U.L.L.
66196	1/4" – 5/16"	5"	2,600 lb	9,200 lb
66197	5/16" – 3/8"	8"	5,400 lb	19,000 lb
66198	3/8" – 1/2"	8"	9,200 lb	33,000 lb
66199	1/2" – 5/8"	9"	13,000 lb	46,000 lb



### Load Tighteners


Painted finish.

PART #	CHAIN	TAKE UP	HANDLE	W.L.L.	U.L.L.
66200	3/16" – 1/4"	3-3/8"	Dixie Style	375 lb	1,500 lb
66201	3/16" – 1/4"	3-3/8"	Dominion Style	250 lb	1,000 lb



## Load Binder Locks


PART #	DESCRIPTION
66205	Eliminates Load Binder Release. Two Width Adjustments. Orange Comes with Tab Quick Pin.
66535	Replacement Pin, 5/16" x 2"



## Cable Type Load Binder Locks

Small diameter galvanized cable with aluminum stops and bracket. Lockable with padlock.

PART #	CABLE DIAMETER	LENGTH	QTY
61205	1/8"	10"	10/Pkg
62205	3/16"	11"	10/Pkg



## Fold-Over Handle Load Binders

Forged folding handle and enclosed ratchet gear casement. Easy operation of finger pull selector allows for ratchet extension, take up and free spin rapid-ratcheting. Locking feature for long shank locks. W.L.L. and chain grades stamped into handle and hooks.

PART #	CHAIN SIZE G7-G8-G10	TAKE UP	W.L.L.	U.L.L.	WEIGHT
DFX-38	3/8" – 5/16"	8"	8,800 lb	17,600 lb	12.9 lb
DFX-12	1/2" – 3/8"	8"	12,000 lb	24,000 lb	14.6 lb



## Locking Ratchet Racks

The best solution for ratchet binder storage.

- Available in two sizes: 24" and 48"
- Fast and easy to install
- Includes all hardware for installation
- Fits most ratchet binder sizes
- Laser cut frame for perfect fit
- Two piece construction
- Easy to lockup!
- Made of heavy gauge steel or aluminum
- Can be mounted on trailer bulkheads, trucks, headache boxes, and even in shops and garages.

PART #	RATCHET CAPACITY	MATERIAL	SIZE	WEIGHT
RRA-L11	11	Aluminum	47.5" x 5.5"	10 lb
RRS-L11	11	Steel	47.5" x 5.5"	19 lb
RRA-L7	7	Aluminum	23.5" x 5.5"	4 lb





# Cargo Control

Mud Flaps • Wheel Chocks • RV Wheel Chocks



Cargo Control



## Mud Flaps

Sold separately. Each made of natural & synthetic heavy duty rubber. Hardness: 65-75 Shore A Units.

PART #	SIZE	THICKNESS	MOUNTING HEAD
11981	24" x 24"	1/4"	5/16"
11982	24" x 30"	1/4"	5/16"
11991	24" x 24"	3/8"	7/16"
11992	24" x 30"	7/16"	7/16"
11993	24" x 36"	7/16"	7/16"



## Heavy Duty Polyfoam Wheel Chock

This wheel chock is made of structural polyurethane foam. It is stronger, more durable, extremely light weight, odourless and resistant to oil and chemicals. It is bright orange in colour for increased visibility. Strong, durable and lightweight. Featuring a molded carry handle for easy carrying and positioning.

PART #	SIZE	TIRE DIAMETER	MAX. VEHICLE WEIGHT
11987	9-3/8" x 8" x 5-1/2"	30" - 40"	44,000 lb



## Wheel Chocks

Rubber wheel chock for trailers, cars or other small vehicles. Non-slip surface provides superior traction.

PART #	SIZE	TIRE DIAMETER	MAX. VEHICLE WEIGHT
11984	7-1/2" x 6" x 3-3/4"	20" - 26"	8,800 lb
11985	10-5/8" x 7" x 4-1/2"	24" - 30"	17,600 lb



## Wheel Chocks

Made from rubber compound with reinforced nylon fiber. Ideal for trailers and heavy loaded vehicles. Eyebolt for easy handling. To be used for vehicles under 20T.

PART #	SIZE	TIRE DIAMETER	MAX. VEHICLE WEIGHT
11986	8" x 6" x 10"	27" - 40"	44,000 lb



## Heavy Duty Trailer & RV Wheel Chock

Made of heavy duty steel construction with corrosion resistant zinc plating.

PART #	SIZE
11989	15" x 9.5" x 10"

