

CHAIN & RIGGING

Heavy-Duty Solutions for Demanding Jobs

Hooks, swivels, shackles, and other essential hardware make up this durable collection, supporting rigging, load management, and securement tasks across industrial and commercial environments.





Chain & Rigging

Table of Contents



A

Aircraft Cables 7 x 7 Construction.....	264
Aircraft Cables 7 x 19 Construction.....	264
Alloy Clevis Grab Hooks.....	256
Alloy Clevis Hooks With Latch.....	257
Alloy Clevis Slip Hooks With Latch.....	256

B

Bench Swager.....	267
Bolt Type Anchor Shackles.....	261

C

Cable Cutters.....	267
Cable Sleeves (Ferrule).....	267
Cable Stops.....	266
Cable Thimbles.....	265
Carbon Clevis Slip Hooks With Latch.....	256
Chain Accessories Gondola.....	250
Chain and Rigging Bulk Rack.....	250
Chain Connectors Display Board.....	251
Chain Hooks Display Board.....	250
Clevis Grab Hooks.....	256
Clevis Grab Hooks (Grade 80).....	259
Clevis Sling Hooks (Grade 80).....	259
Clevis Slip Hooks.....	255
Coil Chain (Straight Link).....	253
Cold Shuts.....	262
Commercial Grade Anchor Shackles.....	260
Connecting Links (Grade 80).....	259

D

Double Loop Chain.....	254
Double Loop Chains (Tenso Or Lion).....	254
Dynaline Chain & Rigging Merchandisers.....	250

E

Eye Grab Hooks.....	257
Eye Hoist Hooks - Alloy Steel (Yellow).....	258
Eye Slip Hooks.....	255

F

Forged Chain Swivels.....	262
Forged-D-Ring With Weld-On Brackets.....	263
Forged Steel Wire Rope Clips.....	265
Furnace Chain.....	255

G

Grade 30 Proof Coil Chain.....	253
Grade 70 Transport Chain Assemblies.....	252

H

Hand Swager.....	267
Heavy Duty Snatch Block Tail Boards.....	269
Heavy Duty Snatch Block With Hooks.....	268
Heavy Duty Snatch Block With Shackles.....	269
Heavy Wire Rope Thimbles.....	266

L

Link Locks.....	262
-----------------	-----

M

Malleable Iron Wire Rope Clips.....	265
Master Links (Grade 80).....	258
Mid Links.....	261
“Missing Link” Connecting Links.....	263

P

Passing Link Chain.....	254
-------------------------	-----

Q

Quick Links - Stainless Steel.....	263
Quick Links - Zinc Plated.....	263

R

Repair Links.....	262
-------------------	-----

S

Sash Chain.....	254
Screw Pin Anchor Shackles.....	260
Screw Pin Shackles.....	261
Security Chain.....	252
Security Chain Padlock Suitable for 66084, 66085, 66086, 66087.....	253
Self-Locking Clevis Hooks.....	259
Self-Locking Swivel Eye Hoist Hooks.....	259
Shackles & Clevises Display Board.....	250
Single Jack Chains.....	255
Single Pulley Block With Eye.....	268
Stainless Steel Hardware Display Board.....	251
Stainless Steel Shackles.....	260
Stainless Steel Wire Rope Clips.....	265
Standard Double Pulley Blocks.....	268
Standard Single Pulley Block.....	268
Standard Wire Rope Thimbles.....	266
Swivel Eye Hooks.....	257





T	
Tire Chain Hardware.....	268
Tire Chain Plier	267
Transport Chain (Grade 70)	252
Trolleys	269
Twist Link Machine Chains	254
W	
Wire Rope	264
Wire Rope Accessories Display Board	251
Wire Rope Clip Installation.....	266





Dynaline Chain & Rigging Merchandisers

Dynaline offers merchandisers for almost every product. Merchandisers keep your stock organized, visible and easy to shop.



✓ 00024 Compatible

Chain Accessories Gondola

PART #	CONTENTS
01083K-G	Chain & Accessories Gondola
	Full Product Breakdown on Page 46

Shackles & Clevises Display Board

PART #	CONTENTS
00386K	Full Shackles & Clevises Display Board
	Full Product Breakdown on Page 52



✓ 00024 Compatible

Chain and Rigging Bulk Rack

PART #	CONTENTS
00030K	Chain and Rigging Bulk Rack
	Full Product Breakdown on Page 48

Chain Hooks Display Board

PART #	CONTENTS
00408K	Full Chain Hooks Display Board
	Full Product Breakdown on Page 51





✓ 00024 Compatible

Wire Rope Accessories Display Board

PART #	CONTENTS
00567K	Full Wire Rope Accessories Display Board
Full Product Breakdown on Page 53	



✓ 00024 Compatible

Chain Connectors Display Board

PART #	CONTENTS
00614K	Full Chain Connectors Display Board
Full Product Breakdown on Page 51	



✓ 00024 Compatible

Wire Rope Accessories Display Board

PART #	CONTENTS
00566K	Full Wire Rope Accessories Display Board
Full Product Breakdown on Page 50	



✓ 00024 Compatible

Stainless Steel Hardware Display Board

PART #	CONTENTS
00619K	Full Stainless Display Board
Full Product Breakdown on Page 50	



Transport Chain (Grade 70)

Alloy steel, Class 7. A high-strength, hardened and tempered chain made from alloy steel. For farm and truck load binding applications, towing, construction, and logging. Bright yellow dichromate finish. 4:1 design factor.

- Made to NACM specifications.
- Not to be used in overhead lifting applications.

PART #	CHAIN SIZE	INSIDE LENGTH	INSIDE WIDTH	W.L.L.	WEIGHT PER 100'	PACKAGING	LENGTH
70020	1/4"	1.24"	0.38"	3,150 lb	74 lb	Drum	800'
70021	5/16"	1.29"	0.44"	4,700 lb	100 lb	Drum	550'
70022	3/8"	1.38"	0.55"	6,600 lb	145 lb	Drum	400'
70023	1/2"	1.79"	0.72"	11,300 lb	264 lb	Drum	200'
70024	1/4"	1.24"	0.38"	3,150 lb	74 lb	Pail	130'
70025	5/16"	1.29"	0.44"	4,700 lb	100 lb	Pail	90'
70026	3/8"	1.38"	0.55"	6,600 lb	145 lb	Pail	64'
70034	1/4"	1.24"	0.38"	3,150 lb	74 lb	Pail	65'
70035	5/16"	1.29"	0.44"	4,700 lb	100 lb	Pail	50'
70036	3/8"	1.38"	0.55"	6,600 lb	145 lb	Pail	45'



Grade 70 Transport Chain Assemblies

Assembled with two plated alloy clevis grab hooks. Comes with aluminum capacity tag.

PART #	CHAIN SIZE	W.L.L.	U.L.L.	PACKAGING	LENGTH
66051	5/16"	4,700 lb	18,800 lb	Durable Carry-On Bag	16'
66052	5/16"	4,700 lb	18,800 lb	Durable Carry-On Bag	20'
66053	3/8"	6,600 lb	26,400 lb	Durable Carry-On Bag	16'
66054	3/8"	6,600 lb	26,400 lb	Durable Carry-On Bag	20'
66056	1/2"	11,300 lb	45,200 lb	Reusable Plastic Pail	20'



Security Chain

Made of hardened steel (20CrMnTi) for increased security. Featuring a polypropylene sleeve to protect surfaces and a metal hoop on one end to maximize usable length. Packaged in a reusable plastic bag.

PART #	CHAIN SIZE	BREAKING STRENGTH	HARDNESS
66084	1/4" x 3'	5,179 lb	750±100HV
66085	1/4" x 5'	5,179 lb	750±100HV
66086	3/8" x 3'	11,006 lb	750±100HV
66087	3/8" x 5'	11,006 lb	750±100HV



Security Chain Padlock Suitable for 66084, 66085, 66086, 66087

Resistant against wear and corrosion. Keyed different. Comes with 3 keys.

PART #	LENGTH	BODY	CYLINDER	KEYS
66090	70 mm	Nickel-Plated Iron	Brass	Chrome-Plated Steel



Grade 30 Proof Coil Chain

Low carbon steel, Class 3. A durable and economical utility chain manufactured from carbon steel. For pulling stumps, lashing cargo, logging, towing, mooring, pipeline installations, and truck tailgates.

- Zinc plated finish.
- Made to NACM specifications.
- Not to be used in overhead lifting applications.

PART #	CHAIN SIZE	INSIDE LENGTH	INSIDE WIDTH	W.L.L.	WEIGHT PER 100'	LENGTH
70003	3/16"	0.98"	0.3"	800 lb	29 lb	250'
70004	1/4"	1.24"	0.38"	1,300 lb	52 lb	141'
70005	5/16"	1.29"	0.44"	1,900 lb	86 lb	92'
70006	3/8"	1.38"	0.55"	2,650 lb	124 lb	63'
70007	3/16"	0.98"	0.3"	800 lb	29 lb	100'
70008	1/4"	1.24"	0.38"	1,300 lb	52 lb	65'
70013	3/16"	0.98"	0.3"	800 lb	29 lb	150'
70014	1/4"	1.24"	0.38"	1,300 lb	52 lb	100'
70015	5/16"	1.29"	0.44"	1,900 lb	86 lb	75'
70016	3/8"	1.38"	0.55"	2,650 lb	124 lb	45'



Coil Chain (Straight Link)

Low carbon steel, zinc plated. Used in guard chain applications, animal stakes, and farm implements.

PART #	TRADE SIZE	DIAMETER	INSIDE LENGTH	INSIDE WIDTH	W.L.L.	WEIGHT PER 100'	LENGTH
70040	#4	0.12"	1.11"	0.21"	205 lb	10 lb	100'





Passing Link Chain

Low carbon steel, zinc plated. General utility chain that resists kinks or knots.

PART #	TRADE SIZE	DIAMETER	INSIDE LENGTH	INSIDE WIDTH	W.L.L.	WEIGHT PER 100'	REEL LENGTH
70045	#2/0	0.19"	0.88"	0.47"	450 lb	32 lb	120'



Twist Link Machine Chains

Zinc plated. General utility chain that lays flat against a surface. Ideal for tie-down applications.

PART #	TRADE SIZE	DIAMETER	INSIDE LENGTH	INSIDE WIDTH	W.L.L.	WEIGHT PER 100'	REEL LENGTH
70050	#2/0	0.19"	0.73"	0.28"	520 lb	34 lb	75'
70051	#4	0.12"	0.52"	0.17"	200 lb	13 lb	100'



Double Loop Chains (Tenso Or Lion)

Zinc plated. For animal restraints, swings, door crash stops.

PART #	TRADE SIZE	DIAMETER	INSIDE LENGTH	INSIDE WIDTH	W.L.L.	WEIGHT PER 100'	REEL LENGTH
70060	#2/0	0.135"	1.82"	0.34"	255 lb	17 lb	150'
70063	#3	0.08"	1.10"	0.187"	90 lb	6 lb	200'



Double Loop Chain

Vinyl covered, blue.

PART #	TRADE SIZE	DIAMETER	INSIDE LENGTH	INSIDE WIDTH	W.L.L.	WEIGHT PER 100'	REEL LENGTH
70062	#2	0.091"	1.33"	0.167"	115 lb	11 lb	125'



Sash Chain

Zinc plated. Specifically designed to operate smoothly over pulleys. Ideal for hanging sash.

PART #	TRADE SIZE	DIAMETER	INSIDE LENGTH	W.L.L.	WEIGHT PER 100'	REEL LENGTH
70075	#35	0.035"	0.57"	106 lb	5.7 lb	100'



Furnace Chain

Zinc plated. Light duty, retainer chain.

PART #	TRADE SIZE	DIAMETER	INSIDE LENGTH	INSIDE WIDTH	W.L.L.	WEIGHT PER 100'	REEL LENGTH
70080	#1/0	0.022"	0.50"	0.199"	35 lb	2.3 lb	250'



Single Jack Chains

Zinc plated. For animal restraints, swings, door crash stops.

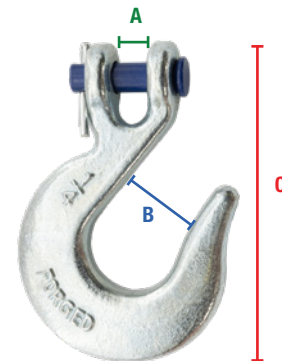
PART #	TRADE SIZE	DIAMETER	INSIDE LENGTH	W.L.L.	WEIGHT PER 100'	REEL LENGTH
70085	#10T	0.135"	0.93"	43 lb	14 lb	150'
70086	#12	0.105"	0.75"	29 lb	8.5 lb	100'
70087	#14	0.080"	0.63"	16 lb	4.8 lb	200'



Clevis Slip Hooks

Forged carbon steel. Clear zinc plated finish. For use with Grade 30 & Grade 40 chains.

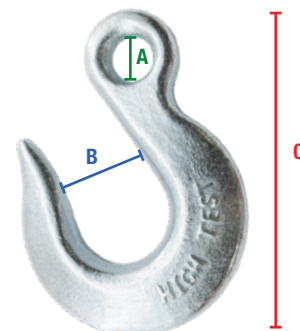
PART #	CHAIN DIAMETER	PIN	A	B	C	W.L.L.	U.L.L.
66115	1/4"	3/8"	7/16"	15/16"	4"	1,950 lb	7,800 lb
66116	5/16"	7/16"	1/2"	1-1/16"	4-1/2"	2,875 lb	11,500 lb
66117	3/8"	1/2"	9/16"	1-5/16"	5-3/8"	4,000 lb	16,000 lb
66118	7/16"	9/16"	5/8"	1-9/16"	6"	5,000 lb	20,000 lb
66119	1/2"	5/8"	3/4"	1-11/16"	6-3/4"	6,500 lb	26,000 lb

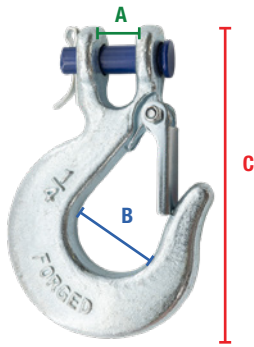


Eye Slip Hooks

Forged carbon steel. Clear zinc plated finish. For use with Grade 30 & Grade 40 chains.

PART #	CHAIN DIAMETER	A	B	C	W.L.L.	U.L.L.
66129	1/4"	1/2"	15/16"	3-5/8"	1,950 lb	7,800 lb
66130	5/16"	5/8"	1-1/16"	4-3/16"	2,875 lb	11,500 lb
66131	3/8"	11/16"	1-5/16"	4-7/8"	4,000 lb	16,000 lb

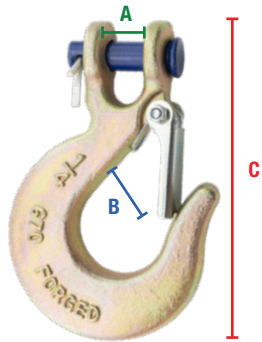




Carbon Clevis Slip Hooks With Latch

Forged carbon steel. Clear zinc plated finish. For use with Grade 30 & Grade 40 chains.


PART #	CHAIN DIAMETER	PIN	A	B	C	W.L.L.	U.L.L.
66070	1/4"	3/8"	7/16"	15/16"	4"	1,950 lb	7,800 lb
66071	5/16"	3/8"	1/2"	1-1/16"	4-1/2"	2,875 lb	11,000 lb
66072	3/8"	7/16"	5/8"	1-5/8"	5-1/4"	4,000 lb	16,000 lb



Alloy Clevis Slip Hooks With Latch

Forged alloy steel. For use with Grade 70 chain. Yellow zinc dichromate plated finish.

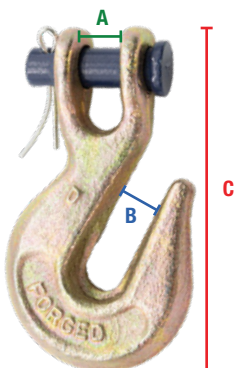
PART #	CHAIN DIAMETER	PIN	A	B	C	W.L.L.	U.L.L.
66073	1/4"	3/8"	7/16"	15/16"	4"	2,750 lb	11,000 lb
66074	5/16"	7/16"	1/2"	1-1/16"	4-1/2"	4,300 lb	17,200 lb
66075	3/8"	7/16"	5/8"	1-5/8"	5-3/16"	5,250 lb	21,000 lb
66076	1/2"	5/8"	3/4"	1-3/4"	6-3/4"	9,000 lb	36,000 lb



Clevis Grab Hooks

Forged carbon steel. Clear zinc plated finish. For use with Grade 30 & Grade 40 chain.

PART #	CHAIN DIAMETER	PIN	A	B	C	W.L.L.	U.L.L.
66110	1/4"	3/8"	0.36"	13/32"	3-3/8"	2,600 lb	10,400 lb
66111	5/16"	7/16"	0.40"	7/16"	3-15/16"	3,900 lb	15,600 lb
66112	3/8"	1/2"	0.48"	1/2"	4-1/2"	5,400 lb	21,600 lb
66113	7/16"	9/16"	0.66"	9/16"	5"	7,200 lb	28,800 lb
66114	1/2"	5/8"	0.75"	5/8"	5-3/4"	9,200 lb	36,800 lb



Alloy Clevis Grab Hooks

Forged alloy steel. For use with Grade 70 chain. Yellow zinc dichromate plated finish.

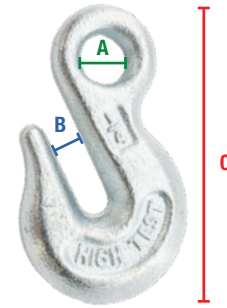
PART #	CHAIN DIAMETER	PIN	A	B	C	W.L.L.	U.L.L.
66120	1/4"	3/8"	5/16"	13/32"	3-3/8"	3,600 lb	14,400 lb
66121	5/16"	7/16"	3/8"	7/16"	3-15/16"	5,400 lb	21,600 lb
66122	3/8"	15/32"	7/16"	1/2"	4-1/2"	7,500 lb	30,000 lb
66126	7/16"	9/16"	21/32"	9/16"	5"	10,000 lb	40,000 lb
66127	1/2"	5/8"	3/4"	21/32"	5-7/8"	12,750 lb	51,000 lb



Eye Grab Hooks

Forged carbon steel. Clear zinc plated finish. For use with Grade 30 chains.

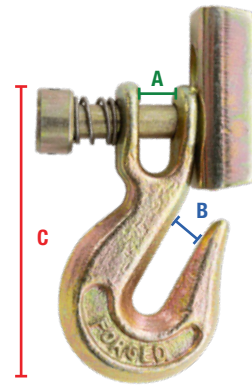
PART #	CHAIN DIAMETER	A	B	C	W.L.L.	U.L.L.
66123	1/4"	1/2"	11/32"	3-1/16"	2,600 lb	10,400 lb
66124	5/16"	9/16"	7/16"	3-9/16"	3,900 lb	15,600 lb
66125	3/8"	13/16"	1/2"	4-1/4"	5,400 lb	21,600 lb



Alloy Clevis Hooks With Latch

Forged alloy steel. For use with Grade 70 chain. Yellow zinc dichromate plated finish.


PART #	CHAIN DIAMETER	A	B	C	W.L.L.	U.L.L.
66080	1/4"	3/8"	3/8"	1-15/16"	3,600 lb	14,400 lb
66081	5/16"	3/8"	7/16"	2-1/4"	5,400 lb	21,000 lb
66082	3/8"	1/2"	1/2"	2-5/8"	7,500 lb	30,000 lb
66083	1/2"	13/16"	11/16"	3-3/16"	12,750 lb	51,000 lb



Swivel Eye Hooks

Forged carbon steel. Clear zinc plated finish. Not recommended for overhead lifting.

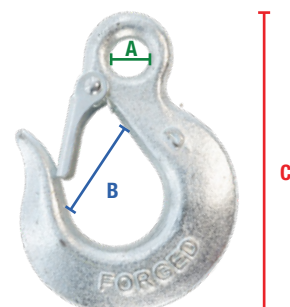
PART #	A	B	C	W.L.L.	U.L.L.
66134	1-1/4"	7/8"	5-9/16"	1,500 lb	7,500 lb

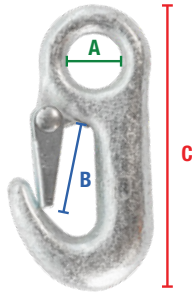


Safety Slip Hook

Forged carbon steel. Clear zinc plated finish. Not recommended for overhead lifting.

PART #	CHAIN DIAMETER	A	B	C	W.L.L.	U.L.L.
66133	1/4"	1/2"	3/4"	3-5/8"	1,950 lb	7,800 lb
66135	5/16"	5/8"	13/16"	4-3/16"	2,875 lb	11,500 lb

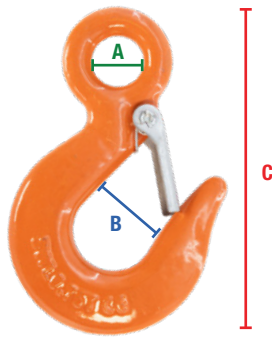




Safety Winch Hook

Forged carbon steel. Clear zinc plated finish. Not recommended for overhead lifting.

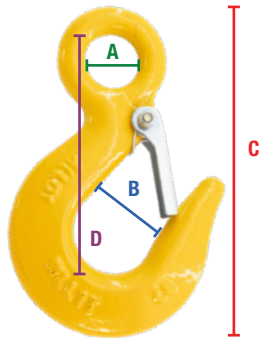
PART #	CHAIN DIAMETER	A	B	C	W.L.L.	U.L.L.
66136	1/4"	3/4"	3/4"	3-5/8"	1,500 lb	7,500 lb



Eye Hoist Hooks - Carbon Steel (Orange)

Complete with latches. Enamel painted finish. 5:1 safety factor.

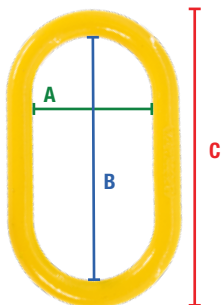
PART #	A	B	C	W.L.L. (TON)	U.L.L. (TON)	LATCH KIT
66145	3/4"	13/16"	4-5/16"	3/4	3-3/4	66151
66146	7/8"	1-1/32"	4-7/8"	1	5	66152
66147	1-1/8"	1-1/16"	5-5/8"	1-1/2	7-1/2	66153
66148	1-1/4"	1-7/32"	6-1/2"	2	10	66154
66149	1-1/2"	1-1/2"	8"	3	15	66155
66150	2"	1-7/8"	10-1/4"	5	25	66156



Eye Hoist Hooks - Alloy Steel (Yellow)

Complete with latches. Enamel painted finish. 5:1 safety factor.

PART #	A	B	C	D	W.L.L. (TON)	LATCH KIT
67145	5/8"	15/16"	3-7/8"	2-3/4"	3/4	66151
67146	3/4"	1-1/32"	4-3/8"	3-3/16"	1	66152
67147	15/16"	1-1/8"	4-7/8"	3-11/16"	1-1/2	66153
67148	1-1/8"	1-7/32"	5-1/2"	4"	2	66154
67149	1-1/4"	1-3/8"	6-1/2"	4-11/16"	3	66155



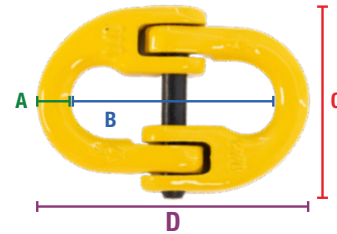
Master Links (Grade 80)

PART #	CHAIN DIAMETER	A	B	C	W.L.L. (TON)
67005	1/2"	2-1/2"	5"	6"	3.4
67006	5/8"	3"	6"	7-1/4"	4
67007	3/4"	2-3/4"	5.5"	7"	5.6
67008	1"	3-1/2"	7"	9"	11.8



Connecting Links (Grade 80)

PART #	CHAIN DIAMETER	A	B	C	D	W.L.L. (TON)
67020	1/4"	3/8"	1-7/8"	1-3/4"	2-1/2"	1.5
67021	5/16"	25/64"	2-1/8"	2"	3"	2
67022	3/8"	17/32"	2-1/2"	2-1/2"	3-1/2"	3.2
67023	1/2"	5/8"	3-7/16"	3-7/32"	4-1/2"	5.4
67024	3/4"	29/32"	4-9/16"	4-11/16"	6-3/8"	12.8




Clevis Grab Hooks (Grade 80)

PART #	CHAIN DIAMETER	A	B	C	W.L.L. (TON)
67025	1/4"	3/8"	3/8"	3-11/16"	1.2
67026	3/8"	1/2"	1/2"	5"	3.2
67027	1/2"	5/8"	5/8"	5-13/16"	5.4



Clevis Sling Hooks (Grade 80)

PART #	CHAIN DIAMETER	A	B	C	W.L.L. (TON)	LATCH KIT
67030	1/4"	3/8"	1-3/8"	4-3/8"	1.2	67030-1
67031	3/8"	9/16"	1-11/16"	6-1/8"	3.15	67031-1
67032	1/2"	5/8"	2"	7-5/8"	5.3	67032-1



Self-Locking Clevis Hooks

PART #	CHAIN DIAMETER	A	B	W.L.L. (TON)	LATCH KIT
67040	9/32"	3-1/2"	6-1/4"	2	67040-1
67041	3/8"	4-3/8"	7-1/2"	3.15	67041-1
67042	1/2"	5-7/16"	9-1/2"	5.3	67042-1



Self-Locking Swivel Eye Hoist Hooks

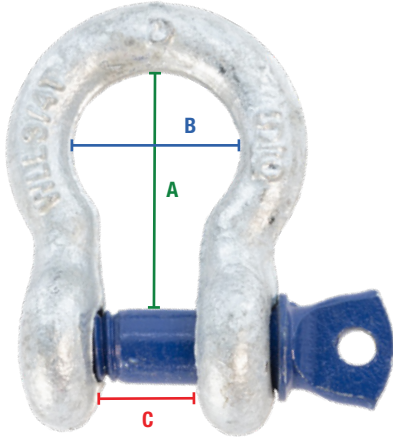
Design factor 4:1.

PART #	CHAIN DIAMETER	A	B	W.L.L. (TON)	LATCH KIT
67050	1/4"	2-3/4"	7"	1.12	67040-1
67051	3/8"	4-3/8"	10-3/4"	3.2	67041-1
67052	1/2"	5-3/8"	12-3/4"	5.4	67042-1



NEVER Exceed Working Load Limits!

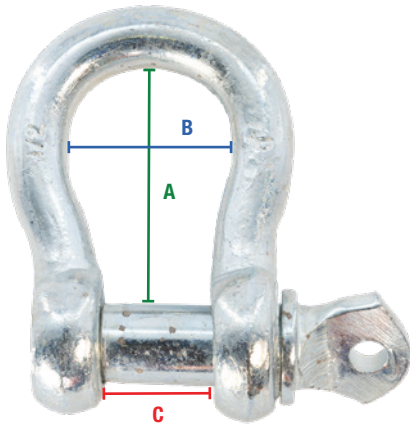
Do not use less than Grade 80 fittings with any application! Do not use chain or fittings showing signs of wear or deformities!



Screw Pin Anchor Shackles

Heat treated alloy forged steel. Oversized alloy pin. Hot dipped galvanized finish. Meets Fed. Spec. RR-C-271D, Type 4A, Class 2, Design factor 6:1. Marked for Traceability: "D" marking for Dynaline.

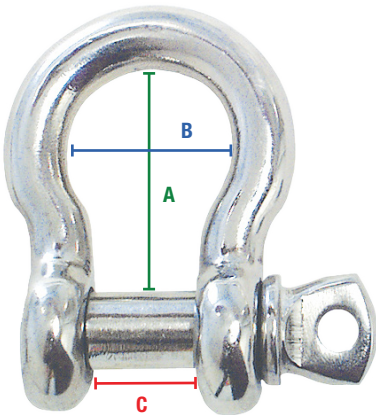
PART #	BODY DIAMETER	PIN DIAMETER	A	B	C	W.L.L. (TONS)
66000	1/4"	5/16"	1-1/8"	3/4"	1/2"	1/2
66001	5/16"	3/8"	1-1/4"	7/8"	1/2"	3/4
66002	3/8"	7/16"	1-7/16"	1"	5/8"	1
66003	7/16"	1/2"	1-11/16"	1-1/8"	3/4"	1-1/2
66004	1/2"	5/8"	1-7/8"	1-5/16"	3/4"	2
66005	5/8"	3/4"	2-3/8"	1-5/8"	1-1/16"	3-1/4
66006	3/4"	7/8"	2-3/4"	2"	1-1/4"	4-3/4
66007	7/8"	1"	3-5/16"	2-1/4"	1-7/16"	6-1/2
66008	1"	1-1/8"	3-3/4"	2-11/16"	1-11/16"	8-1/2
66059	1-1/8"	1-1/4"	4-1/4"	2-5/8"	1-3/4"	9-1/2
66060	1-1/4"	1-3/8"	4-11/16"	3"	2"	12
66061	1-3/8"	1-1/2"	5-1/4"	3-5/8"	2-1/4"	13-1/2
66062	1-1/2"	1-5/8"	5-3/4"	3-7/8"	2-3/8"	17



Commercial Grade Anchor Shackles

Oversized pin. C1010 Carbon Steel, galvanized. For general applications. Design factor 2:1. Not to be used for lifting.

PART #	BODY DIAMETER	PIN DIAMETER	A	B	C	W.L.L.
66010	1/4"	5/16"	1-1/8"	3/4"	1/2"	600 lb
66011	5/16"	3/8"	1-7/32"	13/16"	17/32"	1/2 Ton
66012	3/8"	7/16"	1-7/16"	15/16"	1-7/16"	3/4 Ton
66013	1/2"	5/8"	1-7/8"	1-5/16"	13/16"	1-1/2 Tons
66014	5/8"	3/4"	2-3/8"	1-11/16"	1-1/16"	2-1/4 Tons
66017	7/16"	1/2"	1-11/16"	1-5/32"	11/16"	1-1/4 Tons



Stainless Steel Shackles

A151 316 stainless steel.


PART #	BODY DIAMETER	PIN DIAMETER	A	B	C	W.L.L.
64060	3/16"	1/4"	7/8"	11/16"	3/8"	300 lb
64061	1/4"	5/16"	1-1/8"	3/4"	1/2"	450 lb
64062	5/16"	13/32"	1-3/16"	13/16"	19/32"	650 lb
64063	3/8"	1/2"	1-3/8"	1"	11/16"	1,000 lb



Screw Pin Shackles

High-tensile forged steel. Oversized pin. Hot dipped galvanized finish. Meets Fed. Spec. RR-C-271D, Type 4B, Class 2. Design factor 6:1


PART #	BODY DIAMETER	PIN DIAMETER	A	B	W.L.L. (TONS)
66020	1/4"	5/16"	7/8"	7/16"	1/2
66021	5/16"	3/8"	1"	9/16"	3/4
66022	3/8"	7/16"	1-1/4"	5/8"	1
66023	7/16"	1/2"	1-7/16"	11/16"	1-1/2
66024	1/2"	5/8"	1-5/8"	3/4"	2T



Bolt Type Anchor Shackles

High-tensile forged steel. Oversized pin. Hot dipped galvanized finish. Meets Fed. Spec. RR-C-271D, Type 4A, Class 3. Design factor 6:1.

PART #	BODY DIAMETER	PIN DIAMETER	A	B	C	W.L.L. (TONS)
66900	1/4"	5/16"	1-1/8"	3/4"	1/2"	1/2
66901	5/16"	3/8"	1-1/4"	7/8"	1/2"	3/4
66902	3/8"	7/16"	1-7/16"	1"	5/8"	1
66903	7/16"	1/2"	1-11/16"	1-1/8"	3/4"	1-1/2
66904	1/2"	5/8"	1-7/8"	1-5/16"	3/4"	2
66905	5/8"	3/4"	2-3/8"	1-5/8"	1-1/16"	3-1/4
66906	3/4"	7/8"	2-3/4"	2"	1-1/4"	4-3/4
66907	7/8"	1"	3-5/16"	2-1/4"	1-7/16"	6-1/2
66908	1"	1-1/8"	3-3/4"	2-11/16"	1-11/16"	8-1/2
66959	1-1/8"	1-1/4"	4-1/4"	2-5/8"	1-3/4"	9-1/2
66960	1-1/4"	1-3/8"	4-11/16"	3"	2"	12




Mid Links

Forged carbon steel body. Alloy steel pins. Yellow zinc dichromate plated finish. For use with Grade 30, 40 & 70 chain.

PART #	CHAIN	PIN DIAMETER	A	B	C	D	W.L.L.	U.L.L.
66138	1/4"-5/16"	3/8"	7/16"	2-1/2"	1-5/8"	1-3/16"	4,700 lb	18,800 lb
66139	3/8"	7/16"	1/2"	2-13/16"	1-13/16"	1-3/8"	6,600 lb	26,400 lb
66140	7/16"-1/2"	9/16"	5/8"	3-5/8"	2-3/16"	1-3/4"	11,250 lb	45,000 lb

Notice: If pins are difficult to remove after 1/4 turn, it has likely been overloaded, and must be discarded and replaced.





Chain & Rigging

Cold Shuts • Forged Chain Swivels • Repair Links • Link Locks



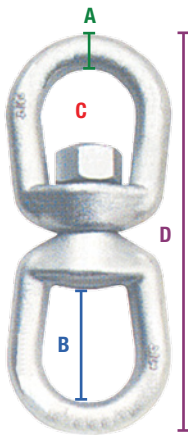
Chain & Rigging



Cold Shuts

Formed steel. Clear zinc plated finish.

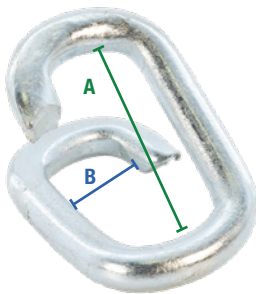
PART #	WIRE	W.L.L.	QTY
66440	3/16"	550 lb	10
66441	1/4"	750 lb	10
66442	5/16"	1,250 lb	5
66443	3/8"	1,900 lb	5
66444	7/16"	2,650 lb	5
66445	1/2"	3,500 lb	5



Forged Chain Swivels

Hot dipped, galvanized. Meets Fed. Spec. RR-C-271D-Type 7, Class 2. Not designed to swivel under load!

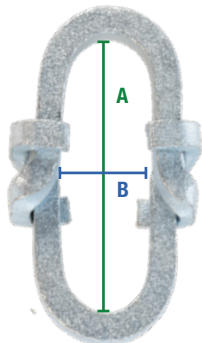
PART #	A	B	C	D	W.L.L.	U.L.L.
66165	1/4"	1-1/16"	3"	3-7/16"	850 lb	4,250 lb
66166	5/16"	1-1/4"	3-9/16"	4-1/8"	1,250 lb	6,250 lb
66167	3/8"	1-1/2"	4-5/16"	5-7/16"	2,250 lb	11,250 lb
66168	1/2"	2"	5-7/16"	6-7/16"	3,600 lb	18,000 lb



Repair Links

Mild steel. Clear zinc plated finish.

PART #	CHAIN	A	B	W.L.L.	U.L.L.	QTY
66400	1/8"	3/4"	1/4"	150 lb	600 lb	10
66401	3/16"	1"	1/2"	200 lb	800 lb	10
66402	1/4"	1-1/4"	1/2"	400 lb	1,600 lb	10
66403	5/16"	1-1/2"	3/4"	700 lb	2,800 lb	5
66404	3/8"	1-5/8"	3/4"	1,500 lb	6,000 lb	5



Link Locks

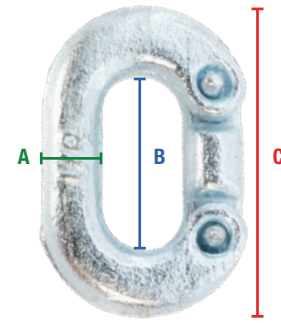
PART #	CHAIN	A	B	W.L.L.	U.L.L.	QTY
66413	1/4"	2-1/4"	5/8"	1,000 lb	3,700 lb	5
66414	5/16"	2-3/4"	3/4"	1,500 lb	6,000 lb	5
66415	3/8"	3-1/8"	3/4"	3,000 lb	12,000 lb	5



“Missing Link” Connecting Links

Forged steel, Grade 30.


PART #	CHAIN	A	B	C	W.L.L.	QTY
66416	1/4"	9/32"	7/8"	1-1/2"	1,125 lb	5
66417	5/16"	11/32"	15/16"	1-11/16"	1,700 lb	5
66418	3/8"	13/32"	1-1/8"	2-1/16"	2,325 lb	5



Quick Links - Zinc Plated

Mild steel.

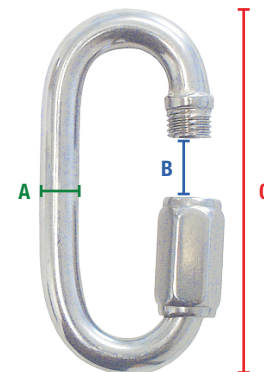
PART #	A	B	C	W.L.L.	U.L.L.	QTY
66430	1/8"	3/16"	1-7/16"	220 lb	550 lb	10
66431	3/16"	1/4"	2"	660 lb	1,650 lb	10
66432	1/4"	9/32"	2-1/4"	880 lb	2,200 lb	10
66433	5/16"	11/32"	2-15/16"	1,760 lb	4,400 lb	5
66434	3/8"	7/16"	3-9/16"	2,200 lb	5,500 lb	5
66435	7/16"	1/2"	3-11/16"	2,640 lb	6,600 lb	5
66436	1/2"	9/16"	4-1/8"	3,300 lb	8,250 lb	5



Quick Links - Stainless Steel

A151 316 stainless steel.


PART #	A	B	C	W.L.L.	QTY
64000	1/8"	3/16"	1-7/16"	220 lb	5
64001	5/32"	7/32"	1-5/8"	400 lb	5
64002	1/4"	11/32"	2-9/32"	880 lb	5
64003	5/16"	3/8"	2-7/8"	1,600 lb	5
64004	3/8"	1/2"	3-1/2"	2,200 lb	5



Forged-D-Ring With Weld-On Brackets

Forged, hot dipped, galvanized. Comes with weld-on bracket.

PART #	WIRE DIAMETER	A	B	M.B.S	W.L.L.
66185	1/2"	2-1/4"	2-1/2"	3,000 lb	12,000 lb
66186	5/8"	3"	3"	4,500 lb	18,000 lb
66187	3/4"	3"	3"	6,625 lb	26,000 lb
66188	1"	3"	4"	11,750 lb	47,000 lb





Aircraft Cables 7 x 7 Construction

Galvanized 70# steel. Supplied on spools.

PART #	CABLE DIAMETER	BREAK STRENGTH	SPOOL LENGTH
77000	1/16"	480 lb	500'
77001	3/32"	920 lb	500'
77002	1/8"	1,700 lb	250'
77010	1/16"	480 lb	1,000'
77011	3/32"	920 lb	1,000'
77012	1/8"	1,700 lb	1,000'



Aircraft Cables 7 x 19 Construction

Galvanized 70# steel. Supplied on spools.

PART #	CABLE DIAMETER	BREAK STRENGTH	SPOOL LENGTH
77003	5/32"	2,800 lb	250'
77004	3/16"	4,200 lb	250'
77005	1/4"	7,000 lb	250'
77006	5/16"	9,800 lb	250'
77007	3/8"	14,400 lb	250'
77013	5/32"	2,800 lb	1,000'
77014	3/16"	4,200 lb	1,000'
77015	1/4"	7,000 lb	1,000'
77016	5/16"	9,800 lb	1,000'
77017	3/8"	14,400 lb	1,000'



Wire Rope

Supplied in coils. Oily finish. Fibre core.

PART #	ROPE DIAMETER	BREAK STRENGTH	SPOOL LENGTH
77020	1/2"	22,000 lb	100'



Malleable Iron Wire Rope Clips

Galvanized iron saddles. Meets Federal Specification FF-C-450, Type 1, Class 2, (except 1/8"). Complete with U-bolts and nuts.

PART #	CABLE	QTY	PART #	CABLE	QTY
77030	1/8"	10	77035	1/2"	5
77031	3/16"	10	77036	5/8"	1
77032	1/4"	10	77037	3/4"	1
77033	5/16"	10	77038	7/8"	1
77034	3/8"	5	77039	1"	1

Type 1 - Single grip, single saddle, with U-bolts and nuts (MS16842).
Class 2 - Assembled with separate hex headed bolts and nuts (MS51868).



Forged Steel Wire Rope Clips

Forged steel body. Zinc plated finish. Meets Federal Specification FF-C-450, Type 1, Class 1. Complete with U-bolts and nuts.

PART #	CABLE	QTY	PART #	CABLE	QTY
77040	1/8"	5	77045	1/2"	5
77041	3/16"	5	77046	5/8"	1
77042	1/4"	5	77047	3/4"	1
77043	5/16"	5	77048	7/8"	1
77044	3/8"	5	77049	1"	1

Type 1 - Single grip, single saddle, with U-bolts and nuts (MS16842).
Class 1 - Steel saddle



Stainless Steel Wire Rope Clips

Metric thread. Stainless Steel Grade 304.

PART #	CABLE	QTY	PART #	CABLE	QTY
64020	1/8"	5	64023	5/16"	5
64021	3/16"	5	64024	3/8"	5
64022	1/4"	5			

Grade 304 - is the standard "18/8" stainless; it is the most versatile and most widely used stainless steel, available in a wider range of products, forms and finishes than any other. It has excellent forming and welding characteristics.



Cable Thimbles

Stainless Steel. Grade 304.

PART #	CABLE	QTY	PART #	CABLE	QTY
64040	1/8"	5	64043	5/16"	5
64041	3/16"	5	64044	3/8"	5
64042	1/4"	5			





Chain & Rigging

Thimbles • Cable Stops



Chain & Rigging

Wire Rope Clip Installation

1



Apply first clip one base width from dead end of the rope; U-bolt over dead end; live end rests in clip saddle. Tighten nuts evenly to recommended torque.

2



Apply second clip as close to loop as possible; U-bolt over dead end; turn nuts firmly but do not tighten!

3



Space all other clips evenly between the first two.

4

Apply tension and tighten all nuts to recommended torque.

Re-check nut torque after rope has been in operation.



Standard Wire Rope Thimbles

Zinc plated steel. Meets Federal Specification FF-T-276B, Type 2.

PART #	CABLE	QTY
77050	1/8"	10
77051	3/16"	10
77052	1/4"	10
77053	5/16"	10

PART #	CABLE	QTY
77054	3/8"	10
77055	1/2"	5
77056	5/8"	1



Heavy Wire Rope Thimbles

Hot dipped galvanized steel. Meets Federal Specification FF-T-276B, Type 3.

PART #	CABLE	QTY
77060	1/4"	10
77061	5/16"	10
77062	3/8"	10
77063	1/2"	5
77064	5/8"	1

PART #	CABLE	QTY
77065	3/4"	1
77066	7/8"	1
77067	1"	1
77068	1-1/8"	1

Warning: Thimbles are not designed to support loads.



Cable Stops

Aluminum.

PART #	CABLE	LENGTH	QTY	DYNAPAK	QTY
77070	1/16"	3/16"	10	97070	10 x 77070
77071	3/32"	5/16"	10	97071	10 x 77071
77072	1/8"	5/16"	10	97072	10 x 77072
77073	5/32"	5/16"	10	97073	10 x 77073
77074	3/16"	3/8"	10	97074	10 x 77074
77075	1/4"	11/16"	5	97075	5 x 77075



Cable Sleeves (Ferrule)

Aluminum.

PART #	CABLE	LENGTH	QTY	DYNAPAK	QTY
77080	1/16"	3/8"	10	97080	10 x 77080
77081	3/32"	1/2"	10	97081	10 x 77081
77082	1/8"	5/8"	10	97082	10 x 77082
77083	5/32"	9/16"	10	97083	10 x 77083
77084	3/16"	1"	10	97084	6 x 77084
77085	1/4"	1-1/8"	10	97085	5 x 77085
77086	5/16"	1-1/4"	10	97086	3 x 77086
77087	3/8"	1-1/2"	10	97087	3 x 77087



Bench Swager

For in-shop, one-location jobs. Multi-compression jaws swager for 1/16", 3/32", 1/8", 5/32" & 3/16" oval/stop sleeves.

PART #	LENGTH	HEIGHT (OPEN)	WEIGHT
77101	22-1/2"	24"	3 kg



Hand Swager

For installing aluminum or copper sleeves & stops. Heat-treated alloy jaws.

PART #	CRIMPING CAPACITY	LENGTH
77100	1/16" to 3/16" in Diameter	24"



Cable Cutters

Aluminum drop-forged handles. Heat-treated blades (HRC 56-63). SK-5 cutter material.

PART #	REFERENCE#	CUTTING CAPACITY	OVERALL LENGTH
77107	C-7	Up to 5/32" Diameter Cable	7-1/2"
77116	C-16	Up to 5/8" Diameter Cable	23"



Tire Chain Plier

Opens & closes chain hardware easily. Alloy steel jaws. Steel handles with rubber hand grips.

PART #	OVERALL LENGTH	JAW OPENING
68100	32"	2"



Properly swagged cable sleeves are capable of maintaining over 90% of the breaking strength of the cable. The maximum holding strength of cable stops are approximately 1/3 of the strength of the cable. To determine the exact holding strength, a pull test must be performed prior to use.



Chain & Rigging

Chain Wires • Pulley Blocks • Snatch Blocks



Chain & Rigging



Tire Chain Hardware

Made from C-1020 carbon steel.

PART #	DESCRIPTION	LENGTH
68012	C-Hook	4"
68013	Boomer	6-1/2"
68014	C-Link	2-1/2"
68015	C-Hook	3-1/2"



Standard Single Pulley Block

PART #	SIZE	W.L.L. (TON)	ROPE DIAMETER	TOTAL LENGTH	DESCRIPTION
80335	3"	1/2	8 mm (5/16")	11"	Loop, Safety Latch, Access Latch & Grease Fitting



Standard Double Pulley Blocks

PART #	SIZE	W.L.L. (TON)	ROPE DIAMETER	TOTAL LENGTH	DESCRIPTION
80350	3"	1/2	8 mm (5/16")	11"	Loop
80355	4"	1	10 mm (3/8")	13"	Loop



Single Pulley Block With Eye

PART #	SIZE	W.L.L. (TON)	ROPE DIAMETER	TOTAL LENGTH	DESCRIPTION
80360	3"	1/2	8 mm (5/16")	11"	Eye, Access Latch, Safety Latch & Grease Fitting



Heavy Duty Snatch Block With Hooks

The hook swivels.

PART #	PULLEY DIAMETER	ROPE DIAMETER	W.L.L.	TON
80270	3"	3/8"	4,000 lb	2
80271	4-1/2"	1/2"	8,000 lb	4
80272	6"	3/4"	16,000 lb	8
80273	8"	3/4"	16,000 lb	8



Heavy Duty Snatch Block With Shackles

PART #	PULLEY DIAMETER	ROPE DIAMETER	W.L.L.	TON
80280	3"	3/8"	4,000 lb	2
80281	4-1/2"	1/2"	8,000 lb	4
80282	6"	3/4"	16,000 lb	8
80283	8"	3/4"	16,000 lb	8



Heavy Duty Snatch Block Tail Boards


PART #	PULLEY DIAMETER	ROPE DIAMETER	W.L.L.	TON
80290	3"	3/8"	4,000 lb	2
80291	4-1/2"	1/2"	8,000 lb	4
80292	6"	3/4"	16,000 lb	8
80293	8"	3/4"	16,000 lb	8



Trolleys

Rugged steel construction. Lifetime lubricated & sealed bearings. Proof tested and certified. Built-in bumper guards. Use on straight or curved tracks. Adjustable to various beams. To be used with I beams.

PART #	CAPACITY (TON)	BEAM WIDTH
80301	1	2-15/16 - 4-15/16"
80302	2	3-15/16 - 5-15/16"
80303	3	3-15/16 - 5-15/16"
80305	5	4-15/16 - 6-7/8"



Beam Clamps

Rugged steel construction. Proof tested & certified. Use on straight or curved tracks. Adjustable to various beams.

PART #	CAPACITY (TON)	BEAM WIDTH
80320	1	2-15/16 - 8-11/16"
80321	2	2-15/16 - 8-11/16"
80322	3	3-1/8 - 12-5/8"
80323	5	3-1/8 - 12-5/8"



Cable Pullers with Winches

Designed to lift, stretch, lower or pull heavy loads. Features double ratchet wheel brake system, and hooks with safety latches. Snatch block included.

PART #	SAFE WORKING CAPACITY (TON)	MAX. RATED CAPACITY (TON)	HOOK SIZE	CABLE DIAMETER	CABLE LENGTH	WEIGHT
11351	1/2	1	3/8"	5/32"	6.0'	1.9 kg
11352	1	2	3/8"	5/32"	7.21'	2.5 kg
11354	2	4	5/16"	7/32"	9.84'	5.2 kg





Lever Hoists

Lightweight, compact and portable. Impact-resistant, rugged steel body construction. Features short, low effort, 360° rotating handle. Equipped with easy free chain, latch-type swivel hooks, and high-tensile alloy chain.

PART #	RATED CAPACITY (TON)	CHAIN DIAMETER	LIFT	MIN. CLEARANCE	LENGTH	TEST LOAD (TON)	TOP HOOK PART #	BOTTOM HOOK PART #
80259	1/4	3/16"	59"	10-5/8"	10-13/32"	1-5/8	80259-1	80259-2
80260	1/2	3/16"	59"	10-5/8"	10-13/32"	1-5/8	80260-1	80260-2
80261	3/4	7/32"	59"	11-13/32"	10-7/16"	1-1/8	80261-1	80261-2
80262	1T	1/4"	59"	12-13/16"	10-7/16"	1-1/2	80262-1	80262-2
80263	1-1/2	9/32"	59"	14-3/16"	16-1/8"	2-1/4	80263-1	80263-2
80264	3	11/32"	59"	18-1/2"	16-1/8"	4-1/2	80264-1	80264-2



Chain Hoists

Lightweight, compact and portable. Impact-resistant, rugged steel body construction. Features short, low effort, 360° rotating handle. Equipped with easy free chain, latch-type swivel hooks, and high-tensile alloy chain.

- Steel formed case to protect both gear and hand chain wheel slides against external shock.
- Double cover protection to stop moisture and dirt from entering into the hand chain wheel case and the brake cover.
- Break mechanism will activate instantly when operation is stopped, whether the load is light or heavy.
- Double ratchet pawls for extra safety. Should one pawl fail, the other restrains the load.
- Powder metal bushing to increase mechanical efficiency and reduce the hand chain pull strength.
- Load chain guide & stripper to assure proper fit of load chain to load sheave. Also protects against dirt and moisture gathering in the load sheave.
- Slack end anchorage that serves as a limit stopper to prevent any accidents caused by over-lowering heavy loads.
- Grade 80 alloy load chain specially calibrated for hand chain block usage. All of the load chain meets or exceeds ISO and DIN standards.
- Hot forged, heat treated, swivel hooks with safety latches to ensure proper hooking to the load or sling.

PART #	STANDARD RATED W.L.L. (TON)	LIFT	HEADROOM	HANDLE EFFORT	TEST LOAD (TON)	TOP HOOK PART #	BOTTOM HOOK PART #
80250	1/2	9.8'	10-3/4"	48 lb	3/4	80250-1	80250-2
80251	1	9.8'	11-3/4"	57 lb	1-1/2	80251-1	80251-2
80252	1-1/2	9.8'	14-3/4"	66 lb	2-1/4	80252-1	80252-2
80253	2	9.8'	14-3/4"	77 lb	3	80253-1	80253-2
80254	3	9.8'	20-3/4"	77 lb	4-1/2	80254-1	80254-2

