FARM HARDWARE

Rugged Components for Agricultural Demands

Built to withstand field conditions and heavy use, this category includes the essential pins, devises, jacks, and chains that keep equipment moving and operations efficient. Whether you're maintaining tractors or upgrading implements, these hardware components offer the reliability and strength trusted across the agricultural sector.

Farm Hardware

Table of Contents

A

Aluminum Document Holder 300

B

Barbed Wire Carrier 279
Bronze Bushings 297
Bronze Bushings Display Board 276

C

Clevis Type Draw Pins 299
Connecting Links 286
Cylinder Pins 287

E

E-Grip & Forged Steel Hitch Pins Display Board 274

F

Farm Hardware Bulk Rack 276
Farm Hardware / Chain and Rigging Bulk Rackboard 276
Farm Hardware Plan-O-Gram 274
Farm Packs Display Board 275
Fence Post Pounders 279
Flat Type Idler Pulleys 284
Forged Steel Hitch Pins 292

G

Grade 8 Hitch Pins Display Board 274

H

Hair Pin Clips - External 296
Hair Pin Clips - Internal 295
High Strength Hitch Pins - Grade 5 291
High Strength Hitch Pins - Grade 8 292
Hinge Bolts 278
Hinge Clamps 278
Hinge Straps 278
Hitch Pin - Round Ring Grip 290
Hitch Pins Display Board 275
Hitch Pins - E-Grip 291
Hitch Pins - Fold Over Handle 290
Hitch Pins - Fold Over Handle with Chain 290
Hitch Pins (Fold Over Handle with Chain) Display Board 275

I

Idler Hubs 283
Idler Sprockets 281
Industrial Safety Pins 289

L

Lag Screw Hinge Bolts 278
Lift Arm Bushings 296
Lift Arm Pins 299
Linch Pins 293
Locking Hitch Pins 292

M

Muffler Clamps 277
Muffler Clamps Display Board 275

O

Offset Links 286

P

Pins Display Board 274
Plastic Document Holders 300
Pulleys for A & B Belts 283
Pulleys for C Belts 283

R

Ratchet Jack 298
Roller Chain 285
Roller Chain Breakers 285
Round Quick Pins 294
Round Tab Type Quick Pins 295

S

S/B Bushings with and without Hubs for Idler Pulleys 284
Shaft Set Collars 287
Spring Lock Pins 293
Sprockets for #40 Chain - 1/2” Pitch 280
Sprockets for #50 Chain - 5/8” Pitch 280
Sprockets for #60 Chain - 3/4” Pitch 281
Sprockets for #80 Chain - 1” Pitch 281
Square Quick Pins 294
Steering Wheel Spinners 289
Straight Clevises 288
Stroke Control Display Board 276
Stroke Control Segment Kits 286
Stroke Control Segments 287

Sizes are approximate. Specifications subject to change without notice.

T

T-Handle Clevis Pin 288
Top Link Bushings 296
Top Link Pins 299
Top Link Repair Ends 298
Top Links 298
Tractor Drawbar Hook 288
Tractor Linkage Parts Display Board 276
Twist Clip Pins 296
Twisted Clevises 288

U

Universal Tail Pipe Hanger 277

V

V-Series Hubs (Round Bore) 282
V-Type Idler Pulleys 284

W

Weather Caps Display Board 275
Wire Gripper 279
Wire Ring Quick Release Pins 289
Wire Stretcher 279
W-Series Hubs (Hexagon Bore) 282
W-Series Hubs (Round Bore) 282
W-Series Hubs (Spline Bore) 282

X

X-Series Hubs (Hexagon Bore) 282
X-Series Hubs (Round Bore) 283
X-Series Hubs (Spline Bore) 283

DYNALINE GET IT DONE

Dynaline Farm Hardware Merchandisers

Dynaline offers merchandisers for almost every product. Merchandisers keep your stock organized, visible and easy to shop.

Farm Hardware Plan-O-Gram

PART #	CONTENTS
01101K	Full Farm Hardware Plan-O-Gram

Full Product Breakdown on Page 61

✔ 00024 Compatible

Pins Display Board

PART #	CONTENTS
00557K	Full Pins Display

Full Product Breakdown on Page 60

✔ 00024 Compatible

Grade 8 Hitch Pins Display Board

PART #	CONTENTS
00439K	Full Grade 8 Hitch Pins Display

Full Product Breakdown on Page 62

✔ 00024 Compatible

E-Grip & Forged Steel Hitch Pins Display Board

PART #	CONTENTS
00441K	Full E-Grip & Forged Steel Hitch Pins Display

Full Product Breakdown on Page 62

Sizes are approximate. Specifications subject to change without notice.

Hitch Pins Display Board

PART #	CONTENTS
00435K	Full Hitch Pins Display

Full Product Breakdown on Page 62

✔ 00024 Compatible

Hitch Pins (Fold Over Handle with Chain) Display Board

PART #	CONTENTS
00436K	"Fold Over Handle" Full Hitch Pins Display

Full Product Breakdown on Page 63

✔ 00024 Compatible

Muffler Clamps Display Board

PART #	CONTENTS
00307K	Full Muffler Clamps Display

Full Product Breakdown on Page 76

✔ 00024 Compatible

Weather Caps Display Board

PART #	CONTENTS
00226K	Full Weather Caps Display

Full Product Breakdown on Page 64

✔ 00024 Compatible

Farm Packs Display Board

PART #	CONTENTS
00620K	Full Farm Packs Display

Full Product Breakdown on Page 64

✔ 00024 Compatible

Sizes are approximate. Specifications subject to change without notice.

✓ 00024 Compatible

Tractor Linkage Parts Display Board

PART #	CONTENTS
00438K	Full Tractor Linkage Parts Display

Full Product Breakdown on Page 63

✓ 00024 Compatible

Stroke Control Display Board

PART #	CONTENTS
00297K	Full Stroke Control Display

Full Product Breakdown on Page 63

✓ 00024 Compatible

Bronze Bushings Display Board

PART #	CONTENTS
00325K	Full Bronze Bushings Display

Full Product Breakdown on Page 79

Farm Hardware Gondola

PART #	CONTENTS
01102K-G	Farm Hardware Gondola

Full Product Breakdown on Page 54

Farm Hardware Bulk Rack

PART #	CONTENTS
00032K	Full Bulk Rack

Full Product Breakdown on Page 56

Farm Hardware / Chain and Rigging Bulk Rackboard

PART #	CONTENTS
00036K	Full Bulk Rack

Full Product Breakdown on Page 58

Sizes are approximate. Specifications subject to change without notice.

Weather Caps

Clear zinc plated steel. Single bolt installation, silencer block, heat resistant rivets and bushings.

PART #	FITS PIPE DIAMETER
11200	1-1/2” – 1-11/16”
11201	1-3/4” – 1-15/16”
11202	2” – 2-3/16”
11203	2-1/4” – 2-7/16”
11204	2-1/2” – 2-11/16”
11205	2-3/4” – 2-15/16”

PART #	FITS PIPE DIAMETER
11206	3” – 3-3/16”
11207	3-1/2” – 3-11/16”
11208	4” – 4-3/16”
11209	4-1/2” – 4-11/16”
11210	5” – 5-1/4”

Universal Tail Pipe Hanger

PART #	DESCRIPTION
11220	Open End Design for Use with Assembled Clamps.

Muffler Clamps

Clear zinc plated. 3/8” (8.3 mm) wire diameter. Material: Q235 Steel.

PART #	SIZE
11225	1-1/2”
11226	1-5/8”
11227	1-3/4”
11228	1-7/8”
11229	2”
11230	2-1/8”
11231	2-1/4”
11232	2-1/2”
11233	2-3/4”

PART #	SIZE
11234	3”
11235	3-1/2”
11241	3-1/4”
11236	4”
11237	4-1/2”
11238	5”
11239	5-1/2”
11240	6”

Muffler Clamps

Creates seal and prevents component separation by partially deforming pipe. To create a 360 degree mechanical seal, use two traditional saddle clamps at opposing directions on the connection.

Sizes are approximate. Specifications subject to change without notice.

Hinge Straps

Hinge straps for use with 3/8” carriage bolts.

PART #	SIZE	HINGE HOLE DIAMETER
102530	6”	1/2”
102531	8”	1/2”
102532	10”	5/8”
102533	12”	5/8”
102534	14”	3/4”
102535	16”	3/4”

Hinge Clamps

PART #	SIZE	HINGE HOLE DIAMETER
102536	3/4" x 1-3/4"	3/4"
102537	3/4" x 2"	3/4"
102538	5/8" x 1-3/4"	5/8"
102539	5/8" x 2"	5/8"



Hinge Bolts

PART #	SIZE	STRAP SIZE
102540	1/2” x 6”	6” & 8”
102541	5/8” x 8”	10” & 12”
102542	5/8 x 12”	10” & 12”
102543	3/4” x 10”	14” & 16”
102544	3/4” x 12”	14” & 16”

Male

Female

Lag Screw Hinge Bolts

PART #	DESCRIPTION	SIZE	STRAP SIZE
102545	Male	1/2” x 4”	6” & 8”
102546	Male	5/8 x 5”	10” & 12”
102547	Male	3/4” x 6”	14” & 16”
102548	Female with Eye Hinge	1/2” x 4”	6” & 8”
102549	Female with Eye Hinge	5/8 x 5”	10” & 12”

Sizes are approximate. Specifications subject to change without notice.

Fence Post Pounders

Drives steel posts into the ground quickly.

PART #	TYPE	WEIGHT	LENGTH	INNER DIAMETER	WALL THICKNESS
102564	Standard duty	12 lb	23 ¼”	2.7”	0.15”
102565	Medium duty	16 lb	31”	2.07”	0.15”
102566	Heavy duty	30 lb	27 ¼”	3.08”	0.23”

Barbed Wire Carrier

Free spinning design provides safe way to carry and unroll barbed wire by one individual.

PART #	DESCRIPTION
102562	Free Spinning Design Provides Safe Way to Carry and Unroll Barbed Wire by One Individual.

Wire Gripper

PART #	DESCRIPTION
102563	Wire Gripper Holds Wire in Place for Fencing Maintenance, Works with Barbed and Smooth Wire and Small Diameter Cable.

Wire Stretcher

Wire gripper holds wire in place for fencing maintenance, works with barbed and smooth wire and small diameter cable.

PART #	DESCRIPTION
102571	Wire Stretcher with Ratchet Control, for Release of Wire Tension.

With Ratchet Control

Sizes are approximate. Specifications subject to change without notice.

Sprockets for #40 Chain - 1/2” Pitch

PART #	# OF TEETH	OUTSIDE DIAMETER	USE HUB SERIES
102575	12	2-3/16”	V
102576	13	2-1/4”	V
102577	14	2-7/16”	V
102578	15	2-5/8”	V
102579	16	2-13/16”	W
102580	17	3”	W
102581	18	3-1/8”	W
102582	19	3-5/16”	W
102583	20	3-7/16”	X
102584	21	3-5/8”	X
102585	22	3-3/4”	X
102586	23	4”	X

PART #	# OF TEETH	OUTSIDE DIAMETER	USE HUB SERIES
102587	24	4-1/16”	X
102588	26	4-3/8”	X
102589	28	4-11/16”	X
102590	30	5-1/16”	X
102591	2	5-3/8”	X
102592	32	6”	X
102593	40	6-5/8”	X
102594	42	7”	X
102595	45	7-3/8”	X
102596	48	7-7/8”	X
102597	60	9-13/16”	X

Sprockets for #50 Chain - 5/8” Pitch

PART #	# OF TEETH	OUTSIDE DIAMETER	USE HUB SERIES
102598	10	2-1/4”	V
102599	11	2-1/2”	V
102600	12	2-3/4”	W
102601	13	2-7/8”	W
102602	14	3-1/16”	W
102603	15	3-1/4”	W
102604	16	3-7/16”	W
102605	17	3-11/16”	X
102606	18	3-7/8”	X
102607	19	4-1/8”	X
102608	20	4-3/8”	X
102609	21	4-9/16”	X
102610	22	4-3/4”	X

PART #	# OF TEETH	OUTSIDE DIAMETER	USE HUB SERIES
102611	24	5-1/8”	X
102612	26	5-1/2”	X
102613	28	5-7/8”	X
102614	30	6-5/16	X
102615	32	6-3/4”	X
102616	34	7-1/16”	X
102617	36	7-9/16”	X
102618	40	8-5/16”	X
102619	42	8-11/16”	X
102620	50	10-1/4”	X
102621	60	12-5/16”	X
102622	96	19-7/16”	X

Sizes are approximate. Specifications subject to change without notice.

Sprockets for #60 Chain - 3/4” Pitch

PART #	# OF TEETH	OUTSIDE DIAMETER	USE HUB SERIES
102623	9	2-1/2”	V
102624	10	2-3/4”	V
102625	11	3”	W
102626	12	3-1/4”	W
102627	13	3-1/2”	W
102628	14	3-3/4”	W
102629	15	4”	X
102630	16	4-1/4”	X
102631	17	4-1/2”	X
102632	18	4-11/16”	X
102633	19	5”	X
102634	20	5-1/8	X

PART #	# OF TEETH	OUTSIDE DIAMETER	USE HUB SERIES
102635	21	5-1/2”	X
102636	22	5-11/16”	X
102637	24	6-1/8”	X
102638	26	6-5/8”	X
102639	28	7-1/8”	X
102640	30	7-5/8”	X
102641	32	8”	X
102642	36	9”	X
102643	40	9-15/16”	X
102644	42	10-1/2”	X
102645	54	13-1/4”	X

Sprockets for #80 Chain - 1” Pitch

PART #	# OF TEETH	OUTSIDE DIAMETER	USE HUB SERIES
102870	9	3-11/32”	W
102871	10	3-11/16”	W
102872	11	4”	W
102873	12	4-11/32”	X
102874	13	4-21/32”	X
102875	14	4-31/32”	X
102876	15	5-9/32”	X
102877	16	5-5/8”	X
102878	17	5-31/32”	X

PART #	# OF TEETH	OUTSIDE DIAMETER	USE HUB SERIES
102879	18	6-9/32”	X
102880	19	6-19/32”	X
102881	20	6-29/32”	X
102882	21	7-7/32”	X
102883	22	7-9/16”	X
102884	23	7-7/8”	X
102885	24	8-7/32”	X
102886	25	8-17/32”	X
102887	30	10-3/32”	X

Idler Sprockets

PART #	CHAIN SIZE	# OF TEETH	BORE SIZE
102646	40 or 41	17	1/2”
102647	40 or 41	17	5/8”
102648	50	13	1/2”
102649	50	13	5/8”
102650	50	15	1/2”
102651	50	15	5/8”
102652	50	17	1/2”

PART #	CHAIN SIZE	# OF TEETH	BORE SIZE
102653	50	17	5/8”
102654	60	11	1/2”
102655	60	11	5/8”
102656	60	13	1/2”
102657	60	13	5/8”
102658	60	15	1/2”
102659	60	15	5/8”

Sizes are approximate. Specifications subject to change without notice.

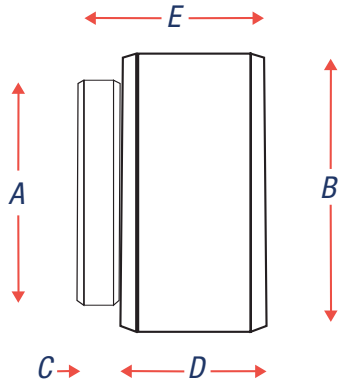

	A	B	C	D	E
V-Series Hubs to fit V-Type Sprocket	1-1/8”	1-7/16”	7/16”	3/4”	1-3/16”
W-Series Hubs to fit W-Type Sprocket	1-5/8”	1-13/16”	7/16”	1”	1-7/16”
X-Series Hubs to fit X-Type Sprocket	2”	2-1/2”	7/16”	1”	1-7/16”

V-Series Hubs (Round Bore)

Round Bore with Keyway and Set Screw

PART #	BORE SIZE
102660	1/2”
102661	5/8”
102662	3/4”
102663	7/8”

W-Series Hubs (Round Bore)

Round Bore with Keyway and Set Screw

PART #	BORE SIZE
102664	1/2”
102665	9/16”
102666	5/8”
102667	11/16”
102668	3/4”
102669	13/16”
102670	7/8”
102671	15/16”
102672	1”
102673	1-1/16”
102674	1-1/8”
102675	1-3/16”
102676	1-1/4”

W-Series Hubs (Hexagon Bore)

Hexagon Bore with Set Screw

PART #	BORE SIZE
102677	7/8”
102678	1”

W-Series Hubs (Spline Bore)

Spline Bore with Set Screw

PART #	BORE SIZE
102679	1-1/8” x 6
102680	1-3/8” x 6

X-Series Hubs (Hexagon Bore)

Hexagon Bore with Set Screw

PART #	BORE SIZE
102696	7/8”
102697	1”
102698	1-1/8”

Sizes are approximate. Specifications subject to change without notice.

X-Series Hubs (Round Bore)

Round Bore with Keyway and Set Screw

PART #	BORE SIZE
102681	5/8”
102682	11/16”
102683	3/4”
102684	13/16”
102685	7/8”
102686	15/16”
102687	1”
102688	1-1/16”
102689	1-1/8”
102690	1-3/16”
102691	1-1/4”
102692	1-5/16”
102693	1-3/8”
102694	1-7/16”
102695	1-1/2”

X-Series Hubs (Spline Bore)

Spline Bore with Set Screw

PART #	BORE SIZE
102699	1-1/8” x 6
102700	1-3/8” x 6



Idler Hubs

Includes Hub and 1/2” Bushing

PART #	HUB SERIES	BORE SIZE
102701	W	5/8” & 1/2”
102702	X	5/8” & 1/2”

Pulleys for A & B Belts

PART #	OUTSIDE DIAMETER	FITS HUB SERIES	FITS V-BELT STYLE
102703	2-1/2”	V	A or B
102704	3”	V	A or B
102705	3-1/2”	W	A or B
102706	4”	W	A or B
102707	4-1/2”	W	A or B
102708	5”	W	A or B
102709	5-1/2”	W	A or B
102710	6”	W	A or B
102711	6-1/2”	W	A or B
102712	7”	W	A or B
102713	8”	W	A or B
102714	9”	W	A or B
102715	10”	W	A or B
102716	11”	W	A or B
102717	12”	W	A or B
102718	14”	W	A or B
102719	16”	W	A or B

Pulleys for C Belts

PART #	OUTSIDE DIAMETER	FITS HUB SERIES	FITS V-BELT STYLE
102720	6”	X	C
102721	8”	X	C
102722	10”	X	C
102723	12”	X	C

Sizes are approximate. Specifications subject to change without notice.

Flat Type Idler Pulleys

PART #	OUTSIDE DIAMETER	BORE SIZE	FLAT BORE WIDTH
102724	1-7/8”	3/8”	3/4”
102725	2-1/4”	3/8”	1”
102726	2-3/4”	5/8”	7/8”
102727	3-1/4”	5/8”	3/4”
102728	3-1/2”	5/8”	1”
102729	4”	5/8”	3/4”
102730	4”	1/2”	1”

V-Type Idler Pulleys

PART #	OUTSIDE DIAMETER	BORE SIZE	GROOVE WIDTH	BELT SIZES
102732	2-1/2”	3/8”	1/2”	4L, 3L, 3V
102733	3”	5/8”	5/8”	5L, 4L, 5V
102734	3-1/2”	5/8”	5/8”	5L, 4L
102735	4”	5/8”	5/8”	5L, 4L
102736	4-1/2”	5/8”	5/8”	5L, 4L
102737	5”	5/8”	5/8”	5L, 4L

102739, 102741

102738, 102740

S/B Bushings with and without Hubs for Idler Pulleys

PART #	INNER DIAMETER	SHOULDER LENGTH	OVERALL LENGTH	OUTER DIAMETER
102738	3/8”	0.0	0.4	5/8”
102739	3/8”	0.4	0.8	5/8”
102740	1/2”	0.0	0.4	5/8”
102741	1/2”	0.4	0.8	5/8”
102736	4-1/2”	5/8”	5/8”	5L, 4L
102737	5”	5/8”	5/8”	5L, 4L

Sizes are approximate. Specifications subject to change without notice.

Roller Chain

High-quality roller chain that meets or exceeds ANSI standards. Pre-stretched, solid rollers with welded bushings to maximize durability.

PART #	CHAIN #	UNIT (FT.)	PITCH
102742	35	10	3/8"
102743	35	50	3/8"
102744	35-2	10	3/8"
102745	41	10	1/2"
102746	41	50	1/2"
102747	40	10	1/2"
102748	40	50	1/2"
102749	50	10	5/8"
102750	50	50	5/8"
102751	50-2	10	5/8"
102752	50-H	10	5/8"
102753	60	10	3/4"
102754	60	50	3/4"
102755	60-2	10	3/4"
102756	60-H	10	3/4"
102757	80	10	1"
102758	80	50	1"
102759	80-2	10	1"
102760	80-H	10	1"
102761	100	10	1-1/4"
102762	120	10	1-1/2"
102763	A2040	10	1"
102764	A2040	50	1"
102765	A2050	10	1-1/4"
102766	A2050	50	1-1/4"
102767	A2060	10	1-1/2"

Roller Chain Breakers

PART #	DESCRIPTION	FITS
102768	Roller Chain Breaker	#25 to #60 Chain
102769	Roller Chain Breaker	#60 to #100 Chain
102770	Replacement Tip Assembly	For Breaker #102768
102771	Replacement Tip Assembly	For Breaker #102769

Sizes are approximate. Specifications subject to change without notice.

Connecting Links

PART #	CHAIN #	QTY	PITCH
102772	35	4	3/8”
102773	35-2	4	3/8”
102774	41	4	1/2”
102775	40	4	1/2”
102776	50	4	5/8”
102777	50-2	4	5/8”
102778	50-H	4	5/8”
102779	60	3	3/4”
102780	60-2	3	3/4”

PART #	CHAIN #	QTY	PITCH
102781	60-H	3	3/4”
102782	80	2	1”
102783	80-2	2	1”
102784	80-H	2	1”
102785	100	2	1-1/4”
102786	120	2	1-1/2”
102787	A2040	4	1”
102788	A2050	3	1-1/4”
102789	A2060	3	1-1/2”

Offset Links

PART #	CHAIN #	QTY	PITCH
102790	35	4	3/8”
102791	35-2	4	3/8”
102792	41	4	1/2”
102793	40	4	1/2”
102794	50	4	5/8”
102795	50-2	4	5/8”
102796	50-H	4	5/8”
102797	60	3	3/4”
102798	60-2	3	3/4”

PART #	CHAIN #	QTY	PITCH
102799	60-H	3	3/4”
102800	80	2	1”
102801	80-2	2	1”
102802	80-H	2	1”
102803	100	2	1-1/4”
102804	120	2	1-1/2”
102805	A2040	4	1”
102806	A2050	3	1-1/4”
102807	A2060	3	1-1/2”

Stroke Control Segment Kits

For air & hydraulic cylinders. Cast aluminum alloy.

PART #	FITS SHAFT DIAMETER	SPACER WIDTH (1 EACH)	PACKAGING
102373	7/8” & 1-1/16”	3/4”, 1”, 1-1/4”, 1-1/2”	Clamshell
102375	1-3/4” , 1-7/8” & 2”	1”, 1-1/2”, 2”, 4”	Clamshell
55000	1-1/8” to 1-1/4”	3/4”, 1”, 1-1/4” & 1-1/2”	Clamshell
55001	1-3/8” to 1-1/2”	3/4”, 1”, 1-1/4” & 1-1/2”	Clamshell
55002	2”	1”, 1-1/2”, 2”, 4-1/4”	Polybag

Sizes are approximate. Specifications subject to change without notice.

Stroke Control Segments

PART #	FITS SHAFT DIAMETER	WIDTH
55003	1-1/8” – 1-1/4”	3/4”
55004	1-1/8” – 1-1/4”	1”
55005	1-1/8” – 1-1/4”	1-1/4”
55006	1-1/8” - 1-1/4”	1-1/2”
55007	1-3/8” – 1-1/2”	3/4”
55008	1-3/8” – 1-1/2”	1”

PART #	FITS SHAFT DIAMETER	WIDTH
55009	1-3/8” – 1-1/2”	1-1/4”
55010	1-3/8” – 1-1/2”	1-1/2”
55011	2”	1”
55012	2”	1-1/2”
55013	2”	2”
55014	2”	4-1/4”

Cylinder Pins

For air & hydraulic cylinders. Supplied with clips. S.A.E. 1018-1020 carbon steel hot rolled formed. Includes #66311 Hair Pin.

PART #	PIN DIAMETER	USABLE LENGTH
55030	1”	2-3/4”
55031	1”	3”

Shaft Set Collars

Precision machined shaft set collars for exact fit, size stamped on collar, allen head screw included, yellow zinc dichromate plated.

PART #	INSIDE DIAMETER	OUTSIDE DIAMETER	WIDTH	SET SCREW SIZE
102397	1/4”	1/2”	9/32”	10-32x1/8”
102398	5/16”	5/8”	11/32”	10-32x1/8”
102399	3/8”	3/4”	3/8”	1/4-20x3/16”
102400	7/16”	7/8”	7/16”	1/4-20x1/4”
102401	1/2”	1”	1/2”	1/4-20x1/4”
102402	5/8”	1-1/8”	9/16”	5/16-18x1/4”
102403	11/16”	1-3/8”	5/8”	5/16-18x1/4”
102404	3/4”	1-3/8”	5/8”	5/16-18x1/4”
102405	7/8”	1-1/2”	5/8”	5/16-18x5/16”
102406	1”	1-5/8”	5/8”	5/16-18x5/16”
102407	1-1/8”	1-3/4”	5/8”	5/16-18x5/16”
102408	1-3/16”	1-5/8”	5/8”	5/16-18x5/16”
102409	1-1/4”	2”	11/16”	3/8-16x3/8”
102410	1-3/8”	2-1/8”	3/4”	3/8-16x3/8”
102411	1-1/2”	2-1/4”	3/4”	3/8-16x3/8”
102412	1-3/4”	2-3/4”	7/8”	1/2-13x1/2”
102413	1-7/8”	2-3/4”	7/8”	1/2-13x1/2”
102414	2”	3”	7/8”	1/2-13x1/2”

Sizes are approximate. Specifications subject to change without notice.

Tractor Drawbar Hook

Forged steel. Black enamel painted body & zinc plated T-Pin. Supplied with #66305 Hair Pin.

PART #	CHAIN	A	PIN DIAMETER	PIN LENGTH	OVERALL LENGTH	W.L.L.
66040	5/16”–1/2”	1-5/8”	3/4”	3”	7”	9,200 lb

PART #	DESCRIPTION
102524	Grab Hook Pin to Fit Part #66040, 3/4” Diameter, 2-1/2” Usable Length

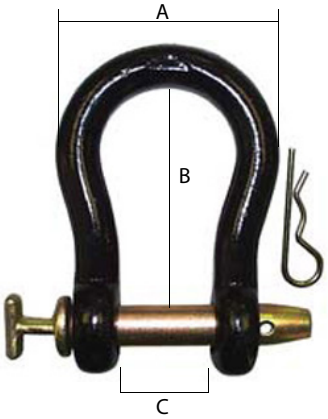

Straight Clevises

Forged steel. Black enamel painted body & zinc plated T-Pin. Supplied with Hair Pin.

PART #	BODY DIAMETER	PIN DIAMETER	A	B	C	W.L.L.	U.L.L.
66029	5/8”	1/2”	3-1/4”	2”	7/8”	6,000 lb	18,000 lb
66030	3/4”	5/8”	3-3/4”	2-1/4”	1-5/16”	12,000 lb	36,000 lb
66031	7/8”	3/4”	4-1/4”	2-3/4”	1-5/16”	16,000 lb	48,000 lb
66032	15/16”	7/8”	4-5/8”	3-1/8”	1-7/16”	20,000 lb	60,000 lb
66033	1”	1”	5-5/16”	3-5/16”	2-1/8”	25,000 lb	75,000 lb

Twisted Clevises

PART #	BODY DIAMETER	CLEVIS OPENING	USABLE LENGTH	PIN DIAMETER	W.L.L.
102496	3/4”	1-5/16”	3-1/2”	5/8”	12,000 lb
102497	7/8”	1-5/16”	3”	3/4”	16,000 lb
102498	7/8”	1-5/16”	3-7/8”	3/4”	16,000 lb
102499	15/16”	1-7/16”	4-1/4”	7/8”	20,000 lb
102500	1”	2-1/8”	5”	1”	25,000 lb

T-Handle Clevis Pin

PART #	PIN DIAMETER	USABLE LENGTH	WEIGHT (LBS)
102525	1/2”	2-1/4”	0.4
102526	5/8”	3-1/8”	0.5
102527	3/4”	3-1/4”	0.7
102528	7/8”	3-3/4”	1.2
102529	1”	4-1/4”	1.5

Sizes are approximate. Specifications subject to change without notice.

Steering Wheel Spinners

Vinyl coated aluminum knob with chrome plated base. Ball bearing insert for long life. Safe and easy for use with most off-road vehicles. Not for highway use.

PART #	COLOUR	QUANTITY
28327	Red	12 Pieces per Display Box
28329	Black	12 Pieces per Display Box

Industrial Safety Pins

Oil tempered steel. Clear zinc plated finish.

PART #	WIRE	A	B	PKG QTY
66470	1/8”	3-1/8”	1-1/16”	10
66472	3/16”	3-3/8”	1-1/2”	5
66474	1/4”	5-1/4”	1-3/4”	5
66489	3/32”	1-11/16”	5/8”	10
66490	1/8”	2-13/16”	13/16”	10
66491	3/16”	3”	1-1/2”	5
66492	5/32”	3-3/4”	1-1/8"	5
66493	15/64”	5”	1-5/8”	5
66494	15/64”	5”	2-1/4”	5



Wire Ring Quick Release Pins

Spring-loaded ball locks pin into place. C-1010 zinc plated carbon steel pin (detent pin).

PART #	A	B	PKG QTY
102316	3/16”	1”	5
102317	3/16”	1-1/2”	5
102318	3/16”	2”	5
66499	1/4”	1”	5
66500	1/4”	1-1/2”	5
66501	1/4”	2”	5
66503	1/4”	2-1/2”	5
66505	1/4”	3”	5
66507	5/16”	1”	5
66508	5/16”	1-1/2”	5
66509	5/16”	2”	5
66510	5/16”	2-1/2”	5
66511	5/16”	3”	5
66514	3/8”	1”	5

PART #	A	B	PKG QTY
66515	3/8”	1-1/2”	5
66516	3/8”	2”	5
66518	3/8”	2-1/2”	5
66519	3/8”	3”	5
102333	3/8”	4”	5
102334	7/16”	2”	5
102335	7/16”	3”	5
66520	3/8”	3-1/2”	5
66524	1/2”	1”	5
66525	1/2”	1-1/2”	5
66526	1/2”	2”	5
66527	1/2”	2-1/2”	5
66528	1/2”	3”	5
66530	1/2”	3-1/2”	5



Sizes are approximate. Specifications subject to change without notice.



Hitch Pin - Round Ring Grip

S.A.E.1020 high strength stress-proof steel. Clear zinc plated finish. Supplied with hair pin clip.

PART #	PIN DIAMETER (A)	USABLE LENGTH (B)	MIN. BREAK LOAD	HAIR PIN CLIP
66250	3/8”	3”	10,521 lbs	66301



Hitch Pins - Fold Over Handle with Chain

SAE 1045 stress-proof steel. Yellow zinc dichromate plated finish. Supplied with 66451 linchpin & tenso chain.

PART #	PIN DIAMETER (A)	USABLE LENGTH (B)	MIN. BREAK LOAD	STEEL TYPE (SAE)	STEEL GRADE
66280	1/2”	4-1/4”	20,100 lb	1045	EN-8
102187	1/2”	6-1/4”	20,100 lb	1045	EN-8
66281	5/8”	4-1/4”	28,400 lb	1045	EN-8
66282	5/8”	6-1/4”	28,400 lb	1045	EN-8
66283	3/4”	4-1/4”	40,000 lb	1045	EN-8
66284	3/4”	6-1/4”	40,000 lb	1045	EN-8
66285	7/8”	6-1/4”	58,364 lb	1045	EN-8
66286	1”	6-1/4”	81,170 lb	1045	EN-8
66287	1-1/8”	6-1/4”	88,930 lb	1045	EN-8
66288	1-1/4”	6-1/4”	124,198 lb	1045	EN-8



Hitch Pins - Fold Over Handle

SAE 1045 stress-proof steel. Yellow zinc dichromate plated finish. Supplied with hair pin.

PART #	PIN DIAMETER (A)	USABLE LENGTH (B)	MIN. BREAK LOAD	HAIR PIN CLIP#	STEEL TYPE (SAE)	STEEL GRADE
102171	3/8”	4-1/4”		66303	1045	EN-8
66780	1/2”	4-1/4”	20,100 lb	66303	1045	EN-8
102173	1/2”	6-1/4”	20,100 lb	66303	1045	EN-8
66781	5/8”	4-1/4”	28,400 lb	66305	1045	EN-8
66782	5/8”	6-1/4”	28,400 lb	66305	1045	EN-8
66783	3/4”	4-1/4”	40,000 lb	66302	1045	EN-8
66784	3/4”	6-1/4”	40,000 lb	66302	1045	EN-8
66785	7/8”	6-1/4”	58,364 lb	66302	1045	EN-8
102180	1”	4-1/4”	40,000 lb	66304	1045	EN-8
66786	1”	6-1/4”	81,170 lb	66304	1045	EN-8
66787	1-1/8”	6-1/4”	88,930 lb	66304	1045	EN-8
66788	1-1/4”	6-1/4”	124,198 lb	66304	1045	EN-8
102184	3/8”	3-1/2”		66303	1045	EN-8
102185	1/2”	3-1/2”	20,100 lb	66303	1045	EN-8

Sizes are approximate. Specifications subject to change without notice.

Hitch Pins - E-Grip

One piece solid hot forged heat treated alloy steel pin and handle. Wider ergonomic handle. Clip pin is included. Bright orange powder coat finish. Rockwell Hardness 36-42 (HRC)



PART #	PIN DIAMETER (A)	USABLE LENGTH (B)	MIN. BREAK LOAD	HAIR PIN CLIP #	STEEL TYPE (S.A.E.)	STEEL GRADE
66872	1/2”	3-1/2”	17,636	66303	1045	EN-18D
66873	5/8”	3-3/4”	32,470	66305	1045	EN-18D
66874	3/4”	4”	45,500	66302	1045	EN-18D
66875	5/8”	6”	31,331	66305	1045	EN-18D
66876	3/4”	6-1/4”	29,775	66302	1045	EN-18D
66877	7/8”	6-1/2”	58,682	66304	1045	EN-18D
66878	1”	6-3/4”	68,121	66304	1045	EN-18D

High Strength Hitch Pins - Grade 5

S.A.E. 1040 HiTensile steel. Heat Treated to Grade 5 specification. Rockwell Hardness 25-34 (HRC). Black powder-coated enamel pin. Red vinyl dipped handle. Supplied with hair pin clip.

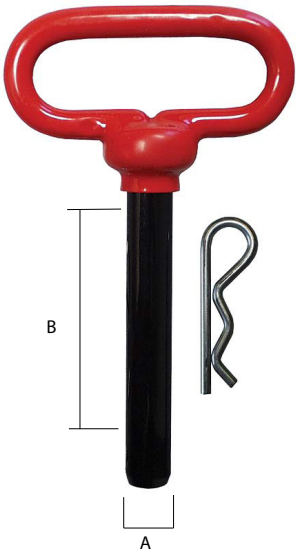

PART #	PIN DIAMETER (A)	USABLE LENGTH (B)	MIN. BREAK LOAD	HAIR PIN CLIP #	STEEL TYPE (S.A.E.)	STEEL GRADE
66251	1/2”	3-5/8”	30,093 lb	66303	1040	MS
66252	5/8”	4”	38,779 lb	66305	1040	EN-8
66253	3/4”	4-1/2”	38,064 lb	66302	1040	EN-8
66254	7/8”	4-1/4”	47,021 lb	66304	1040	EN-8
66255	1”	4-3/4”	63,814 lb	66304	1040	EN-8
66256	5/8”	5-3/4”	38,779 lb	66305	1040	EN-8
66257	3/4”	6-1/2”	38,064 lb	66302	1040	EN-8
66258	7/8”	6-1/2”	47,021 lb	66302	1040	EN-8
66259	1”	7-1/2”	63,814 lb	66304	1040	EN-8
66260*	1-1/8”	8-1/2”	69,412 lb	66304	1040	EN-8
66261*	1-1/4”	8-1/2”	75,010 lb	66304	1040	EN-8
66263*	1-1/2”	8-1/2”	78,368 lb	66304	1040	EN-8
66886	1"	12"	64,934 lb	66304	1040	EN-8
66887*	1-1/8"	12"	73,890 lb	66304	1040	EN-8
66888*	1-1/4"	12"	76,129 lb	66304	1040	EN-8
66889*	1-1/2"	13"	80,607 lb	66304	1040	EN-8
102233	1-3/4”	8-1/2”		66304	1040	EN-8
102234	2”	8-1/2”		66304	1040	EN-8
66890*	1-3/4"	13"	85,086 lb	66455 (Linchpin)	1040	EN-8

*Rockwell hardness 19-25 (HRC)

Sizes are approximate. Specifications subject to change without notice.



High Strength Hitch Pins - Grade 8

Grade 8 forged blue head hitch pins. SAE 4140H Chromium and molybdenum alloy steel and heat treated to Grade 8 specification. Rockwell Hardness 32-38 (HRC) superior black powder coated finish on pin. Blue vinyl coating on head and handle. Hair pin clip is included.

PART #	PIN DIAMETER (A)	USABLE LENGTH (B)	STEEL TYPE (S.A.E.)	STEEL GRADE	MIN. BREAK LOAD	HAIR PIN CLIP #
66860	1/2”	3-5/8”	4140H Alloy	EN-8	36,945 lb	66303
66861	5/8”	4”	4140H Alloy	EN-8	38,064 lb	66305
66862	5/8”	6”	4140H Alloy	EN-8	39,184 lb	66305
66863	3/4”	4”	4140H Alloy	EN-8	45,901 lb	66302
66864	3/4”	6-1/2”	4140H Alloy	EN-8	47,021 lb	66302
66865	7/8”	4-1/4”	4140H Alloy	EN-8	52,619 lb	66304
66866	7/8”	6-1/2”	4140H Alloy	EN-8	51,499 lb	66304
66867	1”	4-3/4”	4140H Alloy	EN-8	61,575 lb	66304
66868	1”	7”	4140H Alloy	EN-8	62,695 lb	66304
66869	1-1/8”	7”	4140H Alloy	EN-8	72,770 lb	66304
66870	1-1/4”	7”	4140H Alloy	EN-8	76,129 lb	66304
66871	1-1/2”	8-1/2”	4140H Alloy	EN-8	80,607 lb	66304

Forged Steel Hitch Pins

Hot forged, heat treated Grade 8, SAE-1541H alloy steel. Rockwell hardness 26-34 (HRC) Solid handle. Bright orange powder coat finish. Supplied with clip.

PART #	PIN DIAMETER (A)	USABLE LENGTH (B)	STEEL TYPE (S.A.E.)	MIN. BREAK LOAD	COMPATIBLE HAIR PIN CLIP#
66882	1-1/8”	7”	1541H Alloy	73,890 lb	66304
66883	1-1/4”	7”	1541H Alloy	77,249 lb	66304
66884	1-3/8”	7”	1541H Alloy	82,846 lb	66455 (Linch Pin)
66885	1-1/2”	8”	1541H Alloy	80,607 lb	66455 (Linch Pin)

Locking Hitch Pins

Grade 5 performance hitch pins with quick release handle for easy removal.

PART #	PIN DIAMETER	USABLE LENGTH	WEIGHT (LB)
102248	5/8”	4-1/4”	2.0
102249	3/4”	4-1/4”	2.3
102250	3/4”	6”	2.6
102251	7/8”	4-1/2”	2.6
102252	7/8”	6”	2.9

PART #	PIN DIAMETER	USABLE LENGTH	WEIGHT (LB)
102253	1”	6”	3.3
102254	1-1/8”	7”	4.1
102255	1-1/4”	7”	4.6
102256	1-1/2”	8”	5.7

Sizes are approximate. Specifications subject to change without notice.

Linch Pins

Forged C-1010 steel pin. Yellow zinc dichromate plated finish. Available in two package types: Bag and Dynapak (quantities in each are seen below).

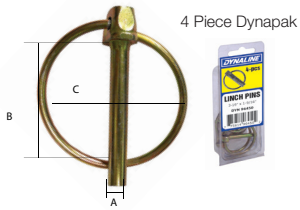

102343

102348

102355

BAG#	PKG QTY	DYNAPACK #	PKG QTY	DESCRIPTION	PIN DIAMETER (A)	USABLE LENGTH (B)	RING DIAMETER (C)
66450	10	**96450**	4	Standard	3/16”	1-1/8”	1-1/4”
102343	10			With 11-1/2” Chain & Cotter Pin	3/16”	1”	1-1/4”
66451	10	**96451**	4	Standard	1/4”	1-1/2”	1-11/16”
102347	10			Short Shank	7/16”	1-1/4”	1-7/16”
102348	10			Heavy Duty Black, Fits Cat. 1, 2, & 3 Pins*	7/16”	1-1/2”	1-9/16”
66452	10	**96452**	4	Standard	5/16”	1-7/16”	1-5/8”
66453	10	**96453**	4	Standard	3/8”	1-1/2”	1-3/4”
66454	10	**96454**	4	Standard	7/16”	1-7/16”	1-5/8”
66455	10	**96455**	4	Standard	7/16”	1-7/8”	2-1/8”
102355	5			With 9” Chain & Cotter Pin, Fits Cat. 1 & 2 Pins	1/4”	1-1/2”	1-9/16”

Spring Lock Pins

Spring steel wire holds pin in place, grooved pin secures wire, clear zinc finish, carbon steel pin. C-1144 stress-proof steel. (Sold Individually)

PART #	PIN DIAMETER (A)	USABLE LENGTH (B)
66244	1/2”	4-1/4”
102241	1/2”	3-1/2”
102242	1/4”	1-3/4”
102243	1/4”	2-1/8”
102244	5/16”	2-1/4”
102245	5/16”	2-1/2”
102246	3/8”	1-1/2”
102247	3/8”	2-3/8”
66245	5/8”	4-1/4”
66246	3/4”	4-1/4”
66247	3/4”	6-1/4”
66248	7/8”	6-1/4”
66249	1	6-1/4”

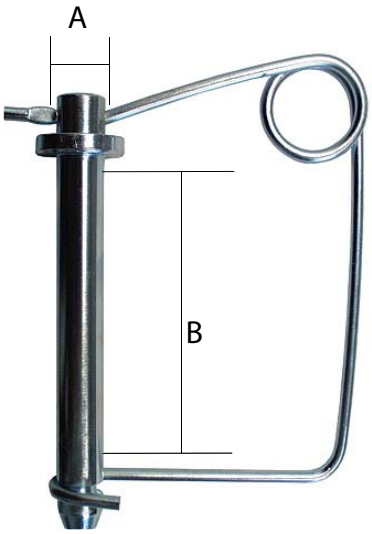

Sizes are approximate. Specifications subject to change without notice.



Dynapak

Round Quick Pins

C-10105 Grade 5 steel. Clear zinc plated finish. Available in two package types: Bag and Dynapak (quantities in each are seen below)

BAG #	PKG QTY	DYNAPAK #	PKG QTY	PIN DIAMETER (A)	USABLE LENGTH (B)	C	D
66460	5	**96460**	2	1/4”	1-3/8”	1-5/8”	1-5/8”
102473	1			1/4”	2-1/2”	1-1/2”	2-3/4”
66461	5	**96461**	2	1/4”	1-3/4”	1-5/8”	2”
102470	1			5/16”	2-1/4”	1-1/2”	2-11/16”
102471	1			3/8”	2-1/4”	1-7/16”	2-11/16”
66463	5	**96463**	2	5/16”	1-3/8”	1-5/8”	1-5/8”
66464	5	**96464**	2	5/16”	1-3/4”	1-5/8”	2”
102478	1			5/16”	2-1/2”	1-5/8”	2-7/8”
66466	5	**96466**	2	3/8”	1-3/8”	1-5/8”	1-5/8”
102483	1			3/8”	1-3/4”	1-1/2”	2-3/16”
102484	1			3/8”	2-1/2”	1-1/2”	3”
66469	1	**96469**	1	5/8”	3-1/8”	1-1/2”	3-1/2”

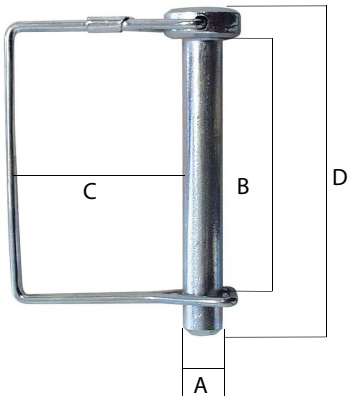

Dynapak

Square Quick Pins

BAG #	PKG QTY	DYNAPAK #	PKG QTY	PIN DIAMETER (A)	USABLE LENGTH (B)	C	D
102474	1			1/4”	2-1/4”	1-7/16”	2-15/16”
66462	5	**96462**	2	1/4”	2-1/2”	1-5/8”	2-3/4”
102469	1			5/16”	2-1/4”	1-1/2”	2-15/16”
66465	5	**96465**	2	5/16”	2-1/2”	1-5/8”	2-3/4”
102480	1			5/16”	3-1/2”	1-7/8”	4-3/16”
66467	5	**96467**	2	3/8”	2-1/4”	1-5/8”	2-1/2”
66468	5	**96468**	2	3/8”	2-1/2”	1-5/8”	2-3/4”
102487	1			3/8”	3”	1-9/16”	3-3/4”
102488	1			3/8”	3-7/16”	2-1/16”	4-1/4”

Sizes are approximate. Specifications subject to change without notice.

Round Tab Type Quick Pins

PART #	PKG QTY	PIN DIAMETER (A)	USABLE LENGTH (B)	C	D
66531	5	1/4”	1-5/8”	1-5/8”	2-1/8”
66532	5	1/4”	2”	1-5/8”	2-3/16”
66533	5	1/4”	2-3/4”	1-5/8”	3-1/8”
66534	5	5/16”	1-5/8”	1-5/8”	2-1/8”
66535	5	5/16”	2”	1-5/8”	2-3/16”
66536	5	5/16”	2-3/4”	1-5/8”	3-1/8”
66537	5	3/8”	1-5/8”	1-5/8”	2-1/2”
66538	5	3/8”	2-1/2”	1-5/8”	2-11/16”
66539	5	3/8”	2-3/4”	1-5/8”	3-1/8”

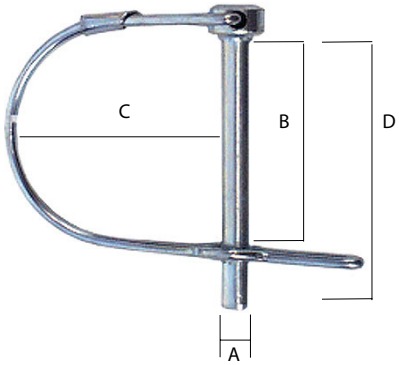

Hair Pin Clips - Internal

Oil tempered MB spring wire. Clear zinc plated finish.
Available in two package types: Bag and Dynapak
(quantities in each are seen below)

Dynapak



REFERENCE CHART AVAILABLE
See end of catalogue

BAG #	PKG QTY	DYNAPAK #	PKG QTY	INDUSTRY #	WIRE DIAMETER	DRILL HOLE SIZE	MIN. SHAFT DIAMETER	MAX. SHAFT DIAMETER	OVERALL LENGTH	INSIDE EYE DIAMETER
66300	25	**96300**	10	22	1/16”	5/64”	1/4”	1/2”	1-3/8”	1/4”
66301	25	**96301**	10	3	3/32”	7/64”	1/4”	1/2”	1-11/16”	7/16”
66302	25	**96302**	4	6	3/16”	7/32”	5/8”	1”	3-1/4”	7/8”
66303	25	**96303**	10	7	3/32”	7/64”	3/8”	5/8”	2-5/16”	5/8”
66304	25	**96304**	5	8	3/16”	7/32”	7/8”	1-1/4”	3-3/4”	7/8”
66305	25	**96305**	5	9	5/32”	11/64”	3/4”	1-1/8”	3-5/16”	3/4”
66306	25	**96306**	5	11	1/8”	9/64”	7/16”	3/4”	2-5/8”	9/16”
66307	25	**96307**	10	16	1/8”	9/64”	1/2”	3/4”	2”	1/2”
66308	10	**96308**	3	19	1/4”	17/64”	3/4”	1”	4-1/4”	3/4”
102312	1				5/16”	21/64”	1”	1-7/16”	5-15/16”	1-3/8”
66309	25			1	5/32”	11/64”	1/2”x5/8”	5/8”x1”	3”	1/2”
66310*	25			2	1/8”	9/64”	3/4”	1-1/8”	3-1/4”	1”
66313	25			4	11/64”	3/16”	1/2”x3/4”	5/8”x1”	3”	5/8”
66317	25			17	3/32”	7/64”	3/8”	1/2”	1-9/16”	5/16”
66318	25			18	1/16”	5/64”	3/8”	1/2”	1-9/16”	5/16”
66320	10			20	5/16”	21/64”	7/8”	1”	4”	7/8”
66325	25			25	5/64”	3/32”	5/16”	3/8”	1-3/32”	9/64”
66326	25			10	5/32”	11/64”	5/8”	1”	2-15/16”	3/4”
66328	25			14	3/32”	7/64”	1/2”	3/4”	2-1/2”	5/8”

*66310 - Rounded head:

Sizes are approximate. Specifications subject to change without notice.



Twist Clip Pins

Easily attaches and holds more securely than the commonly used “R” clip pin.

PART #	PKG QTY	WIRE DIAMETER	OVERALL LENGTH	FITS PIN DIAMETER	WEIGHT (LB)
102303	10	1/8”	2-1/2”	1/2” to 7/8”	0.02
102304	10	5/32”	3-1/2”	5/8” to 1”	0.04
102305	10	3/16”	4-3/32”	3/4” to 1-1/4”	0.06



Hair Pin Clips - External

Oil tempered MB spring wire. Clear zinc plated finish. Available in two package types: Bag and Dynapak (quantities in each are seen below)

BAG #	PKG QTY	DYNAPAK #	PKG QTY	INDUSTRY #	WIRE DIAMETER	OVERALL LENGTH	INSIDE EYE DIAMETER
66311	25	**96311**	5	7XX	7/64”	2-1/16”	7/16”
66312	25	**96312**	4	10X	11/64”	2-5/8”	3/4”



Lift Arm Bushings

Carbon steel. Yellow zinc dichromate plated finish.

PART #	REFERENCE #	CATEGORY	INSIDE DIAMETER	OUTSIDE DIAMETER	OVERALL LENGTH
102066		0-1	5/8”	7/8”	1-3/8”
66608	0351	1 to 2	7/8”	1-1/8”	1-3/4”
102068		1-2	7/8”	1-1/8”	1-3/8”
66610	3009	2 to 3	1-1/8”	1-7/16”	1-3/4”
102070		2-3	1-1/8”	1-7/16”	3-1/4”
66612	3010	2 to 3	1-1/8”	1-7/16”	2-1/2”
102072		2-3	1-1/8”	1-7/16”	2-3/4”
102073		1	7/8”	1-1/8”	4”
102075		2	1-1/8”	1-7/16”	4”

Top Link Bushings

Carbon steel. Yellow zinc dichromate plated finish. Used in the pin hole of a top link to allow a smaller category pin to fit.

PART #	REFERENCE #	CATEGORY	INSIDE DIAMETER	OUTSIDE DIAMETER	OVERALL LENGTH
66602	0353	1 to 2	3/4”	1”	2”
66604	3008	2 to 3	1”	1-1/4”	2”
102062		0-1	5/8”	3/4”	1-5/8”
102063		1-2	3/4”	1”	1-5/8”
102064		1-2	3/4”	1”	1-5/16”
102065		2-3	1”	1-1/4”	1-5/8”

Sizes are approximate. Specifications subject to change without notice.

Bronze Bushings

Bronze sleeve bushings or bronze bearings are hard and strong, as opposed to brass bushings, which are softer and more easily deform. Thus, bronze bushings have longer lifespans than brass bushing sleeves. They resist shock and impact, wear and corrosion.

They require an external lubricant, for example grease or oil, at installation and during operation to reduce friction and wear.

S.A.E. 841 Bronze material. Oil impregnated.

PART #	THICKNESS	INSIDE DIAMETER	OUTSIDE DIAMETER	LENGTH
55300	1/32”	1/4”	5/16”	3/4”
55301	1/16”	1/4”	3/8”	1”
55302	3/32”	1/4”	7/16”	1”
55303	1/8”	1/4”	1/2”	1”
55304	1/32”	5/16”	3/8”	1”
55305	1/16”	5/16”	7/16”	1”
55306	1/16”	3/8”	1/2”	1”
55307	1/8”	3/8”	5/8”	1”
55308	3/16”	3/8”	3/4”	1”
55309	1/16”	7/16”	9/16”	1”
55310	3/32”	7/16”	5/8”	1”
55311	1/16”	1/2”	5/8”	1”
55312	3/32”	1/2”	11/16”	1”
55313	1/8”	1/2”	3/4”	1”
55314	5/32”	1/2”	13/16”	1”
55315	3/16”	1/2”	7/8”	1”
55316	3/32”	9/16”	3/4”	1”
55317	1/8”	9/16”	13/16”	1”
55318	1/16”	5/8”	3/4”	1-1/4”
55319	3/32”	5/8”	13/16”	1-1/4”
55320	1/8”	5/8”	7/8”	1-1/4”
55321	3/16”	5/8”	1”	1-1/4”
55322	1/16”	3/4”	7/8”	1-1/4”

PART #	THICKNESS	INSIDE DIAMETER	OUTSIDE DIAMETER	LENGTH
55323	3/32”	3/4”	15/16”	1-1/4”
55324	1/8”	3/4”	1”	1-1/4”
55325	3/32”	13/16”	1”	1-1/4”
55326	1/16”	7/8”	1”	1-1/4”
55327	1/8”	7/8”	1-1/8”	1-1/4”
55328	3/16”	7/8”	1-1/4”	1-1/4”
55329	5/32”	15/16”	1-1/4”	1-1/4”
55330	1/8”	1”	1-1/4”	1-1/2”
55331	3/16”	1”	1-3/8”	1-1/2”
55332	1/4”	1”	1-1/2”	1-1/2”
55333	1/8”	1-1/16”	1-5/16”	1-1/2”
55334	1/16”	1-1/8”	1-1/4”	1-1/2”
55335	1/8”	1-1/8”	1-3/8”	1-1/2”
55336	3/16”	1-1/8”	1-1/2”	1-1/2”
55339	1/8”	1-1/4”	1-1/2”	1-1/2”
55340	3/16”	1-1/4”	1-5/8”	1-1/2”
55341	1/8”	1-3/8”	1-5/8”	1-1/2”
55342	3/16”	1-3/8”	1-3/4”	1-1/2”
55344	1/8”	1-1/2”	1-3/4”	1-1/2”
55345	3/16”	1-1/2”	1-7/8”	1-1/2”
55347	1/8”	1-3/4”	2”	1-1/2”
55349	1/8”	2”	2-1/4”	1-1/2”

Sizes are approximate. Specifications subject to change without notice.

Top Links

Carbon steel, forged & welded. With grease fitting, nut welded. Yellow zinc dichromate plated finish. UNC Coarse Thread.

PART #	REFERENCE #	CATEGORY	HOLE DIAMETER	THREAD DIAMETER	ADJUSTMENT (OUTSIDE TO OUTSIDE)
102000		0	5/8”	3/4” NC	13”- 18”
66619	480	0	5/8”	3/4”	11” – 16”
102004		1	3/4”	1-1/8” NC	25”- 35”
102006		1	3/4”	1-1/8” NC	16” - 23”
66620	331	1	3/4”	1-1/8”	21” – 31”
66621	338	1 & 2	3/4” & 1”	1-1/8” & 1-1/4”	21” – 32”
66622	337	2	1”	1-1/8”	25” – 36”
102011		2	1”	1-1/4” NC	20” - 30”
102015		3	1-1/4”	1-3/8”NC	26”- 35”
66624	336	2	1”	1-1/8”	21” – 32”

Top Link Repair Ends

Carbon steel, forged & welded. Yellow zinc dichromate plated finish. UNC Coarse Thread.

PART #	REFERENCE #	CATEGORY	HOLE DIAMETER	THREAD DIAMETER	THREAD LENGTH
102016		0	5/8”	3/4” NC (RH)	3-1/2”
102017		0	5/8”	3/4” NC (LH)	3-1/2”
66625	342	1	3/4”	1-1/8” LH	6”
66626	343	1	3/4”	1-1/8” RH	6”
102020		2	1”	1-1/4” NC (LH)	5-1/2”
102021		2	1”	1-1/4” NC (RH)	5-1/2”
66627	346	2	1”	1-1/8” LH	6-1/2”
66628	347	2	1”	1-1/8” RH	6-1/2”
102024		3	1-1/4”	1-3/8” NC (LH)	7-1/4”
102025		3	1-1/4”	1-3/8” NC (RH)	7-1/4”



Ratchet Jack

Heavy duty. Replace hydraulic cylinders or old screw jacks in those applications where infrequent adjustment is needed. Clip pins and handle included.

PART #	A	B	C	THREAD DIAMETER	LENGTH CLOSED	LENGTH EXTENDED
66642	1-1/2”	1”	2-3/4”	1-1/4”	20”	28”

Sizes are approximate. Specifications subject to change without notice.

Top Link Pins

Stabilizer stub pins for Ford, Ferguson, and other stabilizer kits. Yellow zinc dichromate plated.

PART #	REFERENCE #	CATEGORY	PIN DIAMETER	USABLE LENGTH	OVERALL LENGTH
66560	73	1	3/4”	2-3/4”	4-1/2”
66561	74	1	3/4”	3-7/8”	5-1/2”
66562	76	2	1”	3-9/16”	5-1/4”
66563	7715	1	3/4”	4-3/4”	6-3/8”
66565	3011	2	1”	4-5/16”	6”
102154		2	1”	5-3/8”	7-1/16”
66566	7711	3	1-1/4”	4-7/16”	6-1/2”
66567	7706	0	5/8”	2-3/4”	4-7/16”

Lift Arm Pins

Carbon steel. Yellow zinc dichromate plated finish. UNF Thread (Unified National Fine)

PART #	REFERENCE #	CATEGORY	PIN DIAMETER	THREAD DIAMETER	USABLE LENGTH	OVERALL LENGTH
66580	200	1	7/8”	7/8” NF	1-3/4”	5-1/2”
66581	3000	1	7/8”	7/8” NF	Adjustable	6-1/4”
66582	3004	1	7/8”	7/8” NF	2-1/4”	6-1/2”
66583	3001	1 - 2	1-1/8”	7/8” NF	Adjustable	5-3/16”
66584	7243	2 - 3	1-7/16”	1-1/8” NF	1-7/8”	5-3/4”
102134		3	1-7/16”	1-3/8” NF	2”	5-7/8”
66585	202	1 - 2	1-1/8”	7/8” NF	1-3/4”	5-1/4”
66586	249	1 - 2	7/8-11/8”	1” NF	2-1/6”	8”
66587	3022	2 - 1	7/8”	1-1/8” NF	1-3/4”	5-3/4”
102132		2 - 3	1-7/16”	1-1/8” NF	Adjustable	6-1/2”
66588	3006	2	1-1/8”	1-1/8” NF	1-3/4”	6-1/8”
66589	211	1	7/8”	7/8” NF	Adjustable	5-5/16”
66590	211	1	7/8”	7/8” NF	Adjustable	5-5/16”
66591	7220	0	5/8”	5/8” NF	Adjustable	3-7/8”
102116		0	5/8”	5/8” NF	1-7/16”	3-7/8”
102117		0 - 1	7/8”	5/8” NF	Adjustable	4-1/2”
102118		1 - 0	5/8”	7/8” NF	2”	5”
102124		1	7/8”	5/8” NF	1-3/4”	4-1/2”
66592	7246	1 to 2	1-1/8”	7/8” NF	2-1/4”	6-5/16”

Clevis Type Draw Pins

Stabilizer stub pins for Ford, Ferguson, and other stabilizer kits. Yellow zinc dichromate plated.

PART #	CATEGORY	TYPE	PIN DIAMETER	USABLE LENGTH	OVERALL LENGTH
102141	3	Head	1-7/16”	4-11/16”	6”
102144	2	Head	1-1/8”	5”	6”
102145	1 & 2	Head	7/8”	3-1/4” & 4-1/2”	9-1/4”
102146	1	Head	7/8”	4”	5-1/4”

Sizes are approximate. Specifications subject to change without notice.

17730

17720

17710


17740

17740-1

Plastic Document Holders

Molded from high density polypropylene, weather and impact resistant. Protects documents from damage. Mounts onto machines for easy access. O-Ring sealed. Screw top lid.

PART #	DESCRIPTION
17710	Plastic Holder 2-1/4” Diameter x 12-1/2” Long
17720	Plastic Holder 2” Diameter x 12-1/2” Long
17730	Plastic Holder 3-1/4” Diameter x 14” Long

Aluminum Document Holder

Made from corrosion resistant aluminum. Protects documents from the elements.

PART #	DESCRIPTION
17740	1.5” Inside Diameter x 9” Long
17740-1	Rubber Cap Replacement for 17740

Sizes are approximate. Specifications subject to change without notice.